

*pulsar*135LS



*pulsar*135LS

Bajaj Auto Limited  
Akurdi Pune 411 035 India

Tel +91 20 27472851  
Fax +91 20 27407385  
[www.bajajauto.com](http://www.bajajauto.com)

# Spare Parts Catalogue

( EXPORT )



## Notice

---

All information contained in this manual is based on the latest product information at the time of publication. Bajaj Auto Limited accepts no liability for any inaccuracies or omissions in this publication, although every possible care has been taken to make it as complete and accurate as possible. All procedures and specifications subject to change without prior notice. The right is reserved to make such changes at any time without prior notice and without incurring an obligation to make such changes to product manufactured previously. Contact your authorized Bajaj Dealer for the latest information on product improvements incorporated after this manual was issued.

**DOC. NO.: 71110944**

**REV. 00, MAY. 10**

## Foreword

---

We have pleasure in presenting the Spare Parts Catalogue for 'Pulsar 135 LS' Motorcycle. This catalogue has been specially designed to assist you in selecting the correct parts for procurement to maintain 100% availability.

The Bajaj spares are subjected to the stringent quality control standards to ensure longer life of the vehicle. It is therefore necessary that only the Genuine Bajaj Spares are used.

In a continual effort to improve Performance and Efficiency of the vehicles, Specifications, Diagrams, Illustrations and Part Numbers can change without notice. Consequently, the description in this Spare Parts Catalogue cannot therefore be final and binding on us.

The modifications / alterations which are carried out after the issue of this catalogue, will be conveyed to you through our Service Circulars. You are requested to make necessary corrections in the Parts Catalogue as per the circulars so as to keep your catalogue up-to-date. This will ensure the appropriate and speedy delivery of the Spare Parts as the order placed will bear the latest part numbers.

In case, if you need any technical assistance contact the concerned Regional Office or write to us on the following address :

**Bajaj Auto Limited**  
**Export Service Department**  
Akurdi, Pune 411 035 India  
Phone : 020-27406557  
Fax : 020-27407385

## Instructions

---

- 1. How to Read the Catalogue :** Open the catalogue and from the pictorial index locate the group in which the part you want to find is present. Turn over to the concerned page number (as given by pictorial index). Now find out the figure of the part you wish to order. Write down the part number against that particular figure number from the text.

In case, if you have the part number and you need the other details, the part index can be used. The part index (at the end of the catalogue) will give you the figure and page number of the part you wish to order.

- 2. How to Order Spare Parts :** The part number and the description of the part required should be invariably mentioned in the order as per the catalogue text.

The latest part number as conveyed through our service circulars should only appear on the order. In case of ordering painted components, colour shade of the components should be mentioned.

The quantity shown against the part number is the quantity per vehicle for that group so that particular quantity should be multiplied by the number of sets required.

- 3. Part Number System :** We have used 8 digit system for part numbers. The model or hardware item is indicated by first two digits or alphanumeric, the next two or four digits indicate main group and the last four or two digits indicate serial number in main group or serial number or subgroup of fastener respectively. Thus the part numbers will be indicated by 2-2-4 or 2-4-2 digit system. Understanding this system will enable you to identify the spare parts easily.

- 4. Abbreviations :** The following abbreviations are used in this catalogue.

Assly	Assembly	V	Volts
N.I.	Not illustrated	W	Watts
C'case	Crankcase	Accl.	Accelerator
Cyl	Cylinder	Comp.	Complete
O/s	Over size	Fr.	Front
Rr.	Rear	Std.	Standard
L	Length	A/t.	Alternate
R.H.	Right hand	L.H.	Left hand
Hex.	Hexagonal	AR	As required

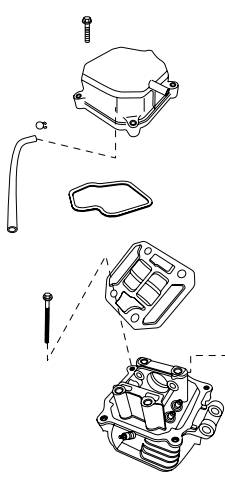
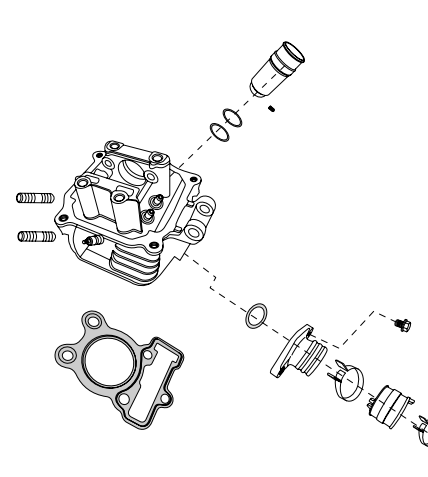
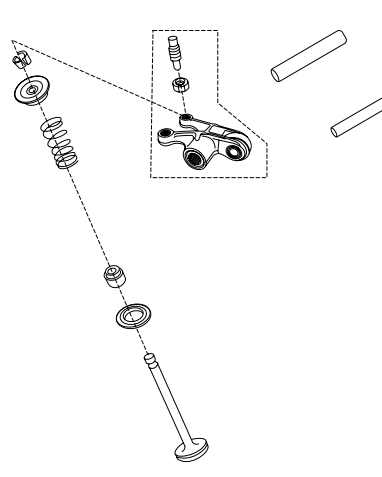
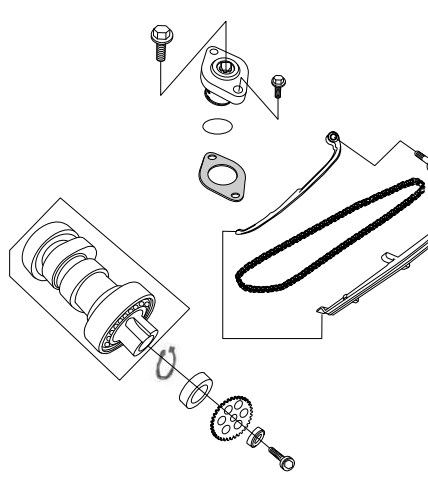
## Index

Plate No.	Description	Page No.
1	Cover Cylinder Head	2
2	Cylinder Head	4
3	Valve	6
4	Camshaft / Tensioner	8
5	Cylinder and Piston	10
6	Crankshaft	12
7	Transmission	14
8	Change Drum / Shift Fork	16
9	Gear Change Mechanism	18
10	Engine Assly / Crankcase RH	20
11	Crankcase LH	22
12	Cover Clutch	24
13	Cover Magneto	26
14	Clutch Assly	28
15	Kick Starter Mechanism	30
16	Carburettor	32
17	Air Cleaner Complete	34
18	Silencer Assly	36
19	Oil Pump	38
20	Starter Assly	40
21	Magneto, C.D.I. & H.T. Coil	42
22	Seat Assly / Seat Lock	44
23	Engine Mountings	46
24	Frame and Frame Fitting	48
25	Swing Arm / Rear Shock Absorber	50
26	Pillion Foot Rest / Holder	52
27	Mudguard- Front & Rear	54
28	Stand Assembly	56
29	Tyre/ Tube / Rim	58
30	Front Hub	60

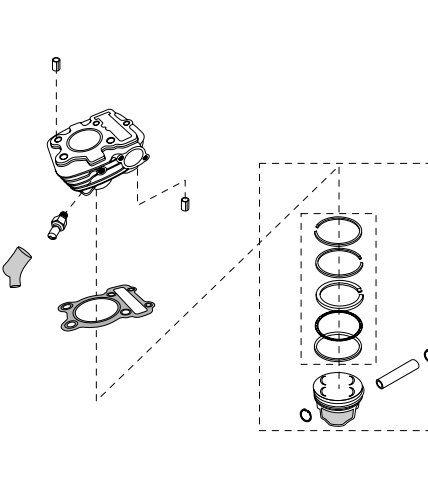
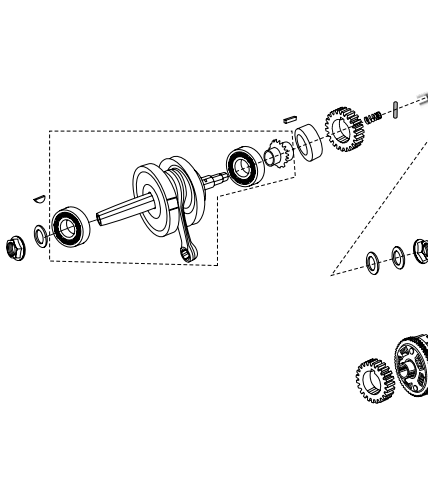
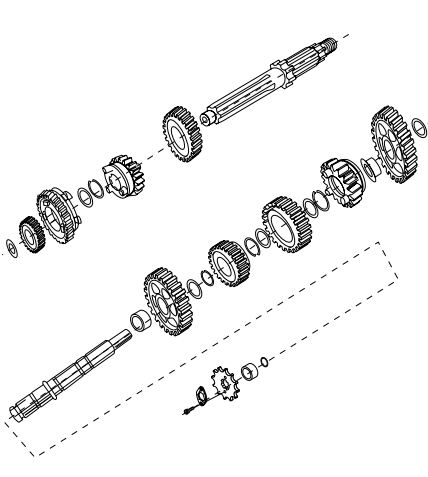

## Index

Plate No.	Description	Page No.
31	Front Master Cylinder	62
32	Front Disc Brake	64
33	Rear Hub	66, 68
34	Rear Brake Pedal	70
35	Handle Bar Assly	72, 74
36	Front Fork	76, 78
37	Painted Parts & Decals	80
38	Petrol Tank Spoiler	82
39	Petrol Tank, Cap Tank & Gauge Fuel	84
40	Fittings - Petrol Tank, Side Cover & Cover Seat	86
41	Meter Assly.	88
42	Control Cables	90
43	Chain Case	92
44	Head Lamp & Fairing	94
45	Indicator Light Assly.	96
46	Tail Lamp Assly. / Front No. Plate	98
47	Electrical Equipments	100
48	Tool Kit	102
49	Accessories / Grab Handle	104
	Kits List For Pulsar 135 LS	105, 106
	Amendment Sheet (Parts Added)	
	Amendment Sheet (Parts Deleted)	
	Part Index	

# Pictorial Index

<p>PLATE NO. : 1 COVER CYLINDER HEAD</p>	<p>PAGE NO. 2</p>	<p>PLATE NO. : 2 CYLINDER HEAD</p>	<p>PAGE NO. 4</p>
			
<p>PLATE NO. : 3 VALVE</p>	<p>PAGE NO. 6</p>	<p>PLATE NO. : 4 CAMSHAFT / TENSIONER</p>	<p>PAGE NO. 8</p>
			

# Pictorial Index

<p>PLATE NO. : 5 CYLINDER &amp; PISTON</p>	<p>PAGE NO. 10</p>	<p>PLATE NO. : 6 CRANKSHAFT</p>	<p>PAGE NO. 12</p>
			
<p>PLATE NO. : 7 TRANSMISSION</p>	<p>PAGE NO. 14</p>	<p>PLATE NO. : 8 CHANGE DRUM / SHIFT FORK</p>	<p>PAGE NO. 16</p>
			

# Pictorial Index

*tuban***135LS**

PLATE NO. : 9  
GEAR CHANGE MECHANISM

PAGE NO.  
18

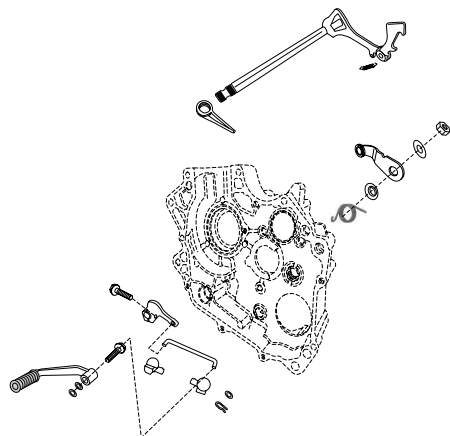


PLATE NO. : 10  
ENGINE ASSLY & CRANKCASE RH

PAGE NO.  
20

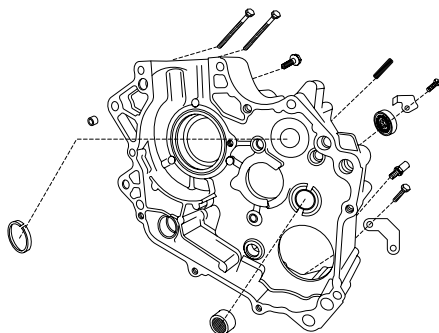


PLATE NO. : 11  
CRANKCASE LH

PAGE NO.  
22

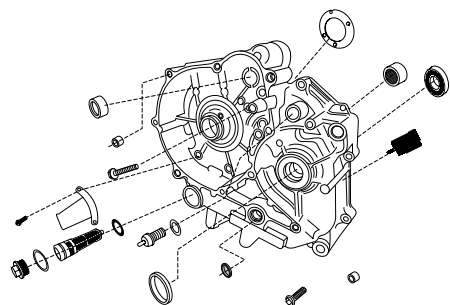
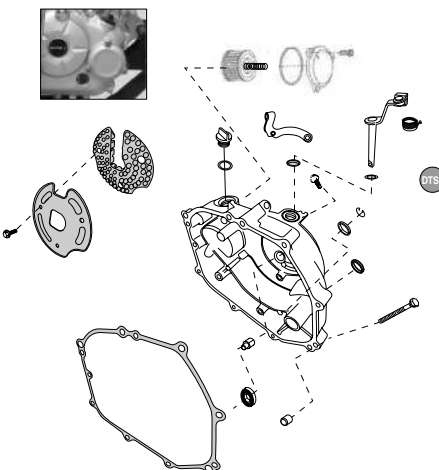


PLATE NO. : 12  
COVER RH

PAGE NO.  
24



# Pictorial Index

*tuban***135LS**

PLATE NO. : 13  
COVER MAGNETO

PAGE NO.  
26

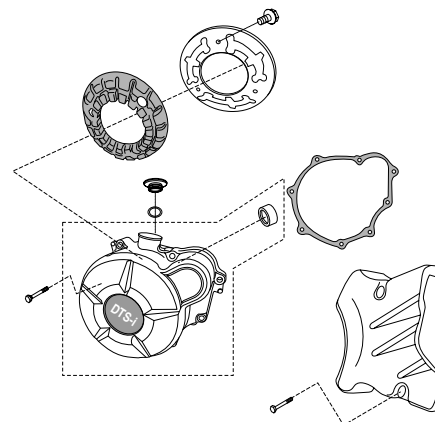


PLATE NO. : 14  
CLUTCH ASSEMBLY

PAGE NO.  
28

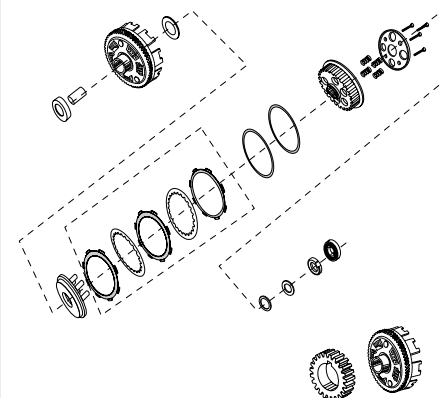


PLATE NO. : 15  
KICK STARTER MECHANISM

PAGE NO.  
30

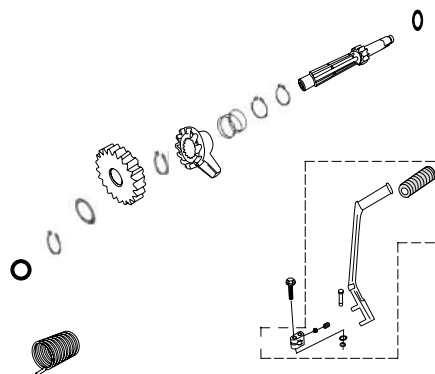
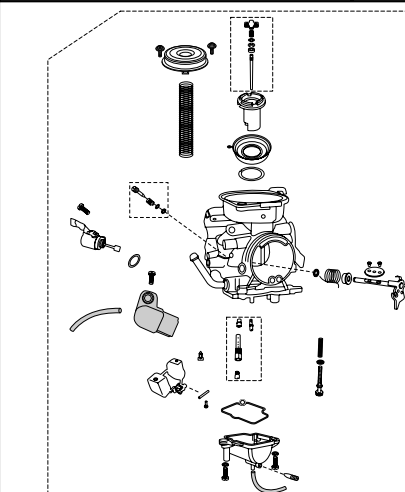


PLATE NO. : 16  
CARBURETOR

PAGE NO.  
32



# Pictorial Index

*tuban***135LS**

PLATE NO. : 17  
AIR CLEANER COMPLETE

PAGE NO.  
34

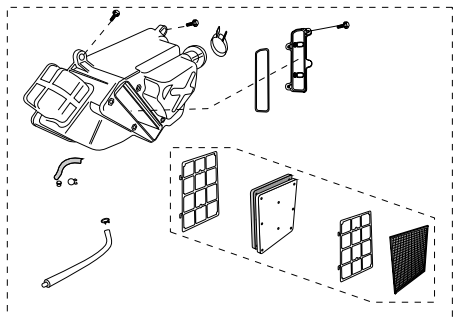


PLATE NO. : 18  
SILENCER ASSLY

PAGE NO.  
36

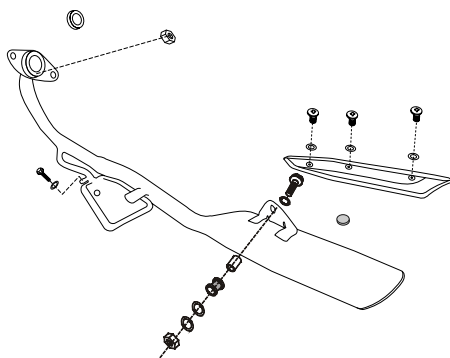


PLATE NO. : 19  
OIL PUMP

PAGE NO.  
38

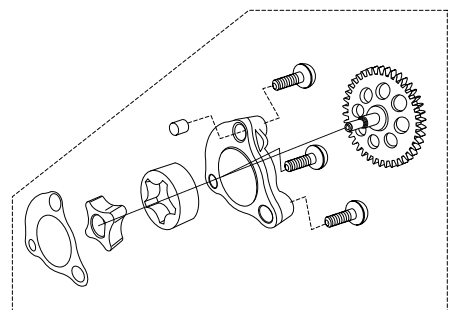
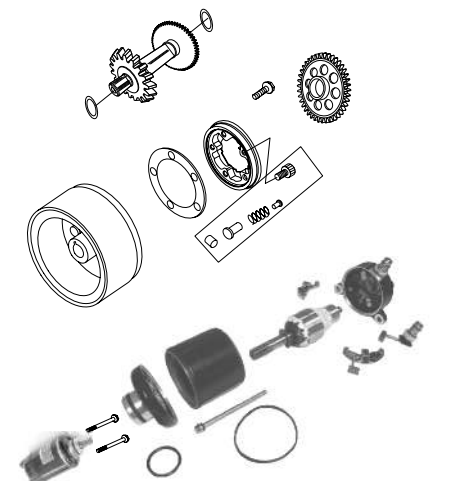


PLATE NO. : 20  
STARTER ASSLY

PAGE NO.  
40



# Pictorial Index

*tuban***135LS**

PLATE NO. : 21  
MAGNETO / C.D.I. / H.T. COIL

PAGE NO.  
42

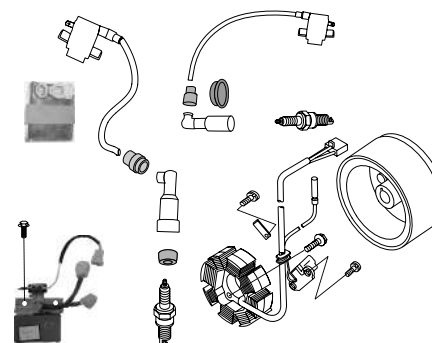


PLATE NO. : 22  
SEAT ASSLY / SEAT LOCK

PAGE NO.  
44

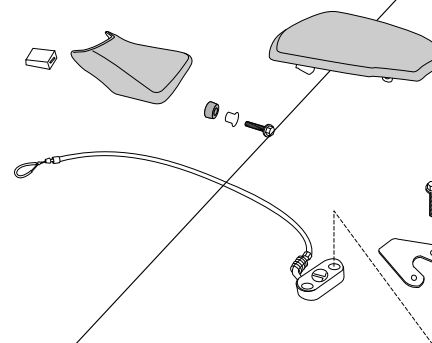


PLATE NO. : 23  
ENGINE MOUNTINGS

PAGE NO.  
46

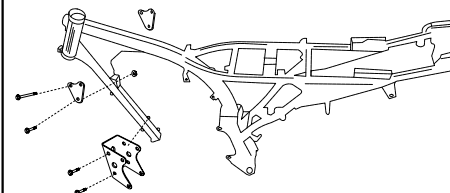
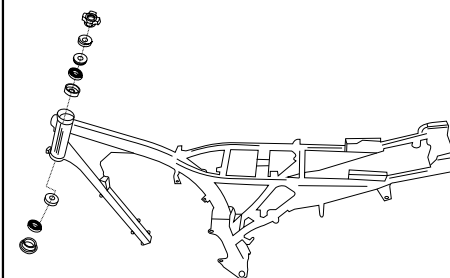


PLATE NO. : 24  
FRAME & FRAME FITTINGS

PAGE NO.  
48



# Pictorial Index

*tuban*135LS

PLATE NO. : 25  
SWING ARM / RR. SHOCK ABSORBER

PAGE NO.  
50

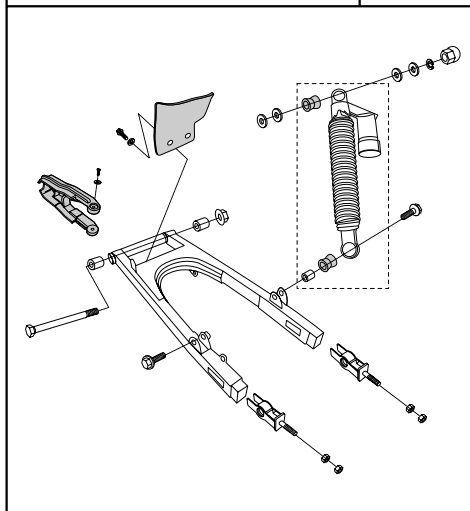


PLATE NO. : 26  
PILLION FOOT REST / HOLDER

PAGE NO.  
52

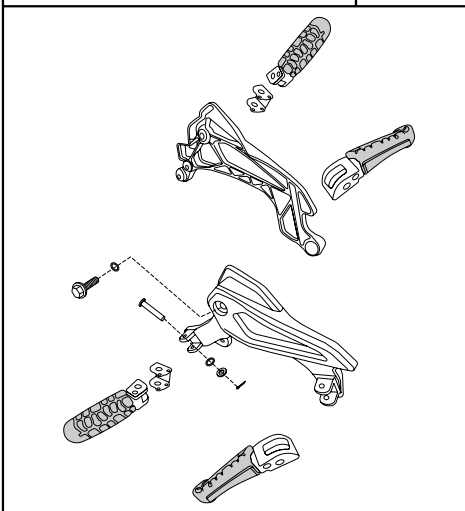


PLATE NO. : 27  
MUDGUARD FRONT & REAR

PAGE NO.  
54

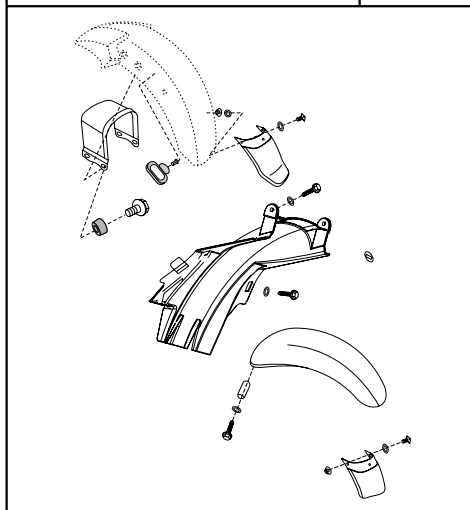
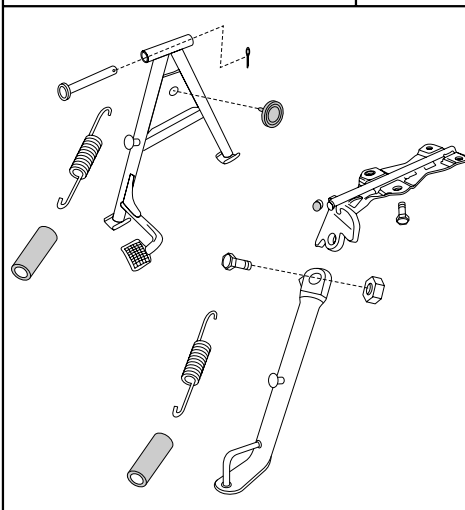


PLATE NO. : 28  
STAND ASSEMBLY

PAGE NO.  
56



# Pictorial Index

*tuban*135LS

PLATE NO. : 29  
TUBE / TYRE / RIM

PAGE NO.  
58

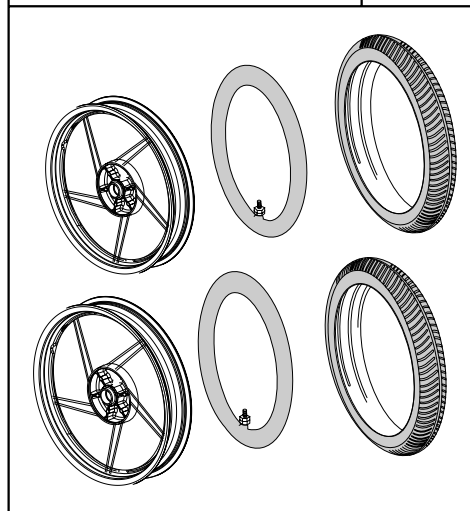


PLATE NO. : 30  
FRONT HUB

PAGE NO.  
60

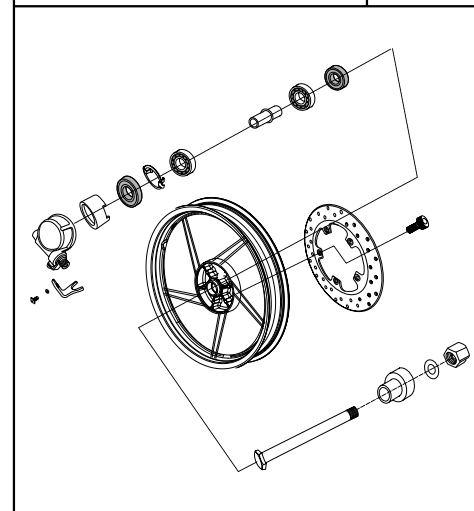


PLATE NO. : 31  
FRONT MASTER CYLINDER

PAGE NO.  
62

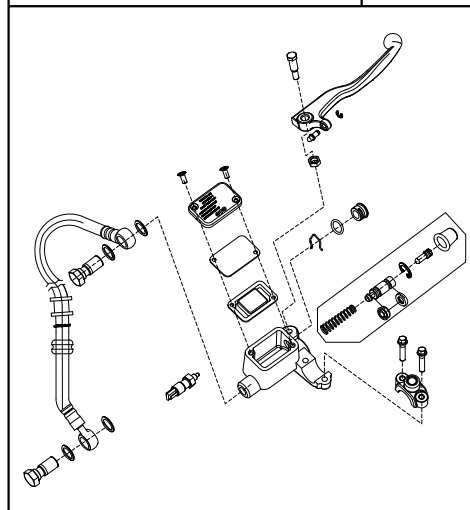
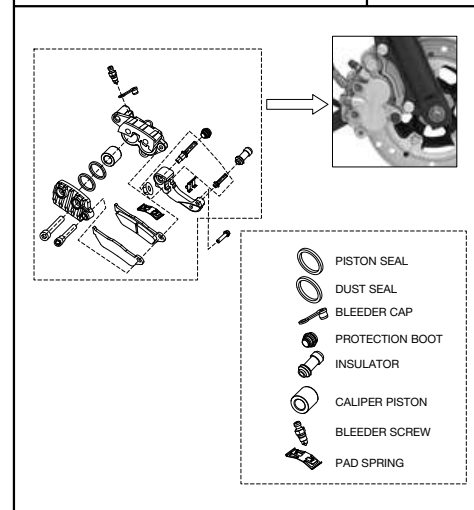


PLATE NO. : 32  
FRONT DISC BRAKE

PAGE NO.  
64





# Pictorial Index

*tubar***135LS**

PLATE NO. : 33  
REAR HUB

PAGE NO.  
66, 68

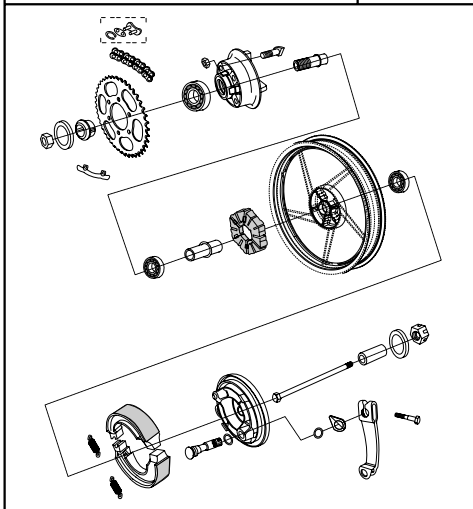


PLATE NO. : 34  
REAR BRAKE PEDAL

PAGE NO.  
70

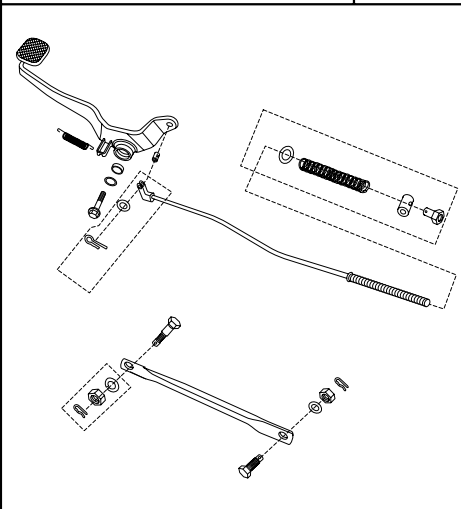


PLATE NO. : 35  
HANDLE BAR ASSEMBLY

PAGE NO.  
72, 74

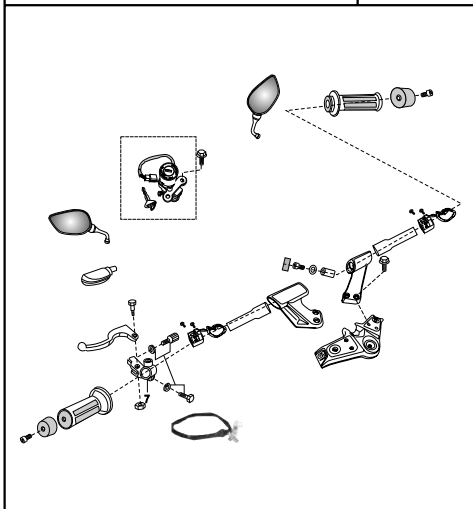
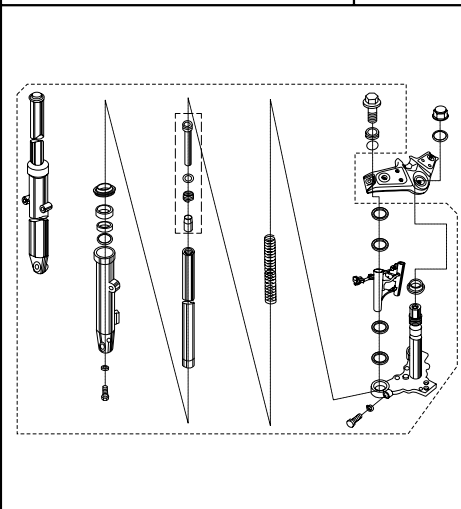


PLATE NO. : 36  
FRONT FORK

PAGE NO.  
76, 78



# Pictorial Index

*tubar***135LS**

PLATE NO. : 37  
PAINTED PARTS & DECALS

PAGE NO.  
80




PLATE NO. : 38  
PETROL TANK SPOILER

PAGE NO.  
82

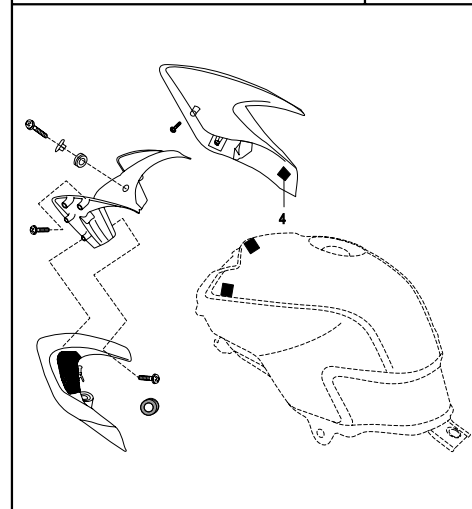


PLATE NO. : 39  
PETROL TANK, CAP TANK AND  
GAUGE FUEL

PAGE NO.  
84

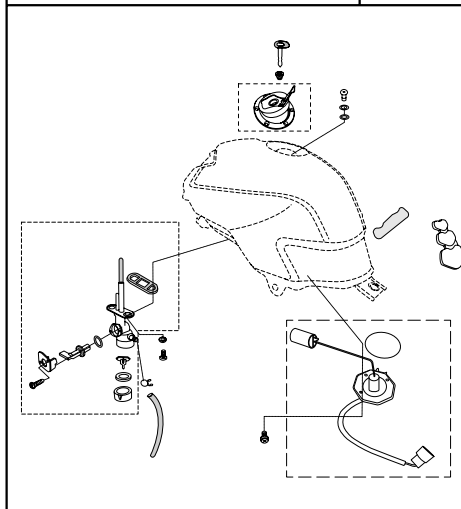
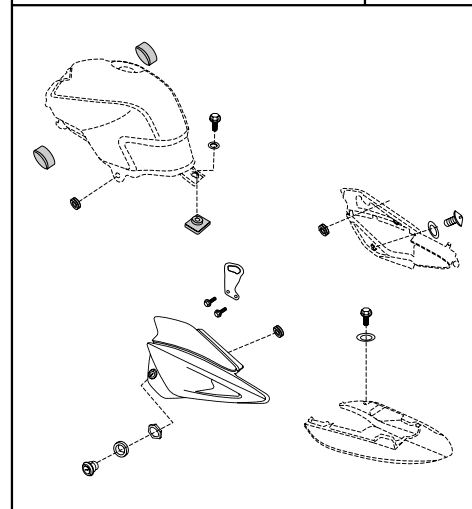
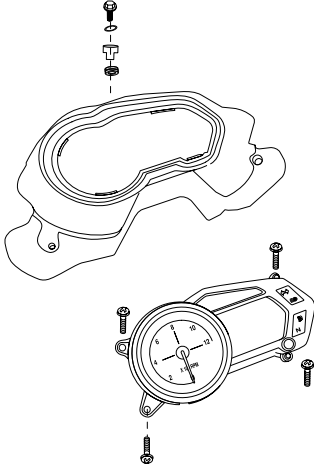
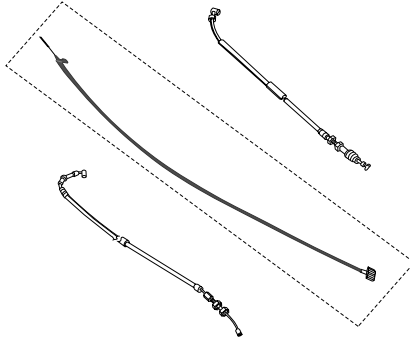
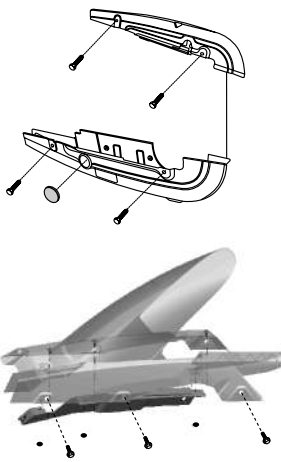



PLATE NO. : 40  
FITTINGS - PETROL TANK, SIDE  
COVERS & COVER SEAT

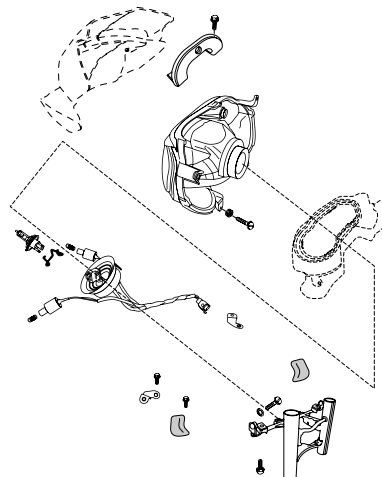
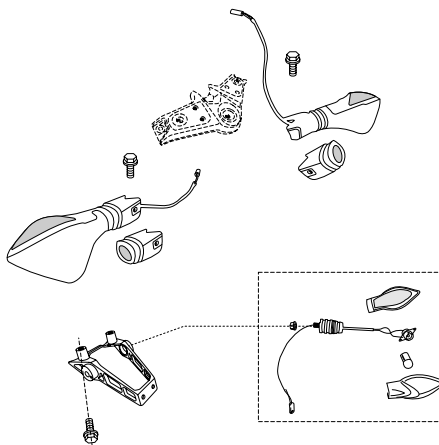
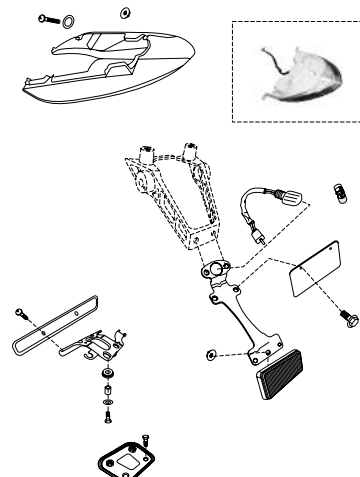
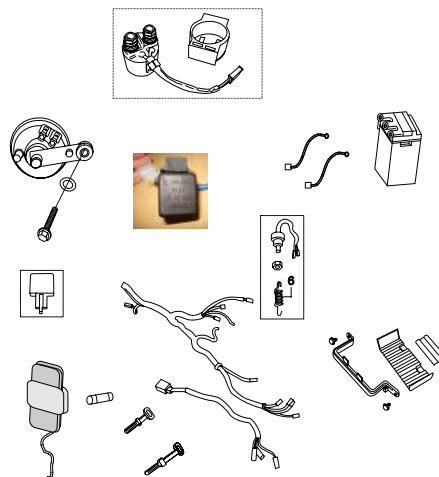
PAGE NO.  
86



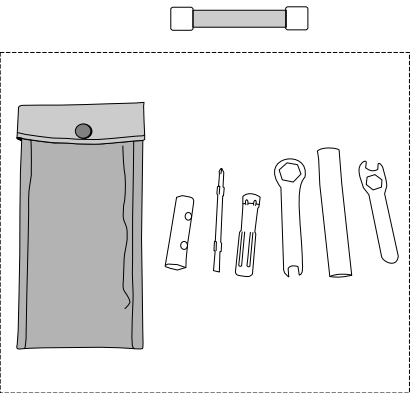
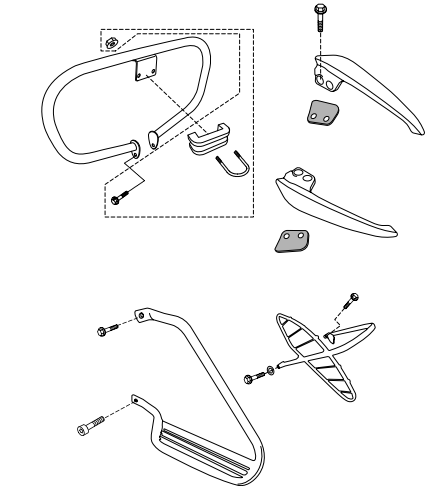
# Pictorial Index

<p>PLATE NO. : 41 METER ASSEMBLY</p> 	<p>PAGE NO. 88</p>	<p>PLATE NO. : 42 CONTROL CABLES</p> 	<p>PAGE NO. 90</p>
<p>PLATE NO. : 43 CHAIN CASE</p> 	<p>PAGE NO. 92</p>	<p>PLATE NO. : 44 COVER MUD REAR</p> 	<p>PAGE NO. 94</p>

# Pictorial Index

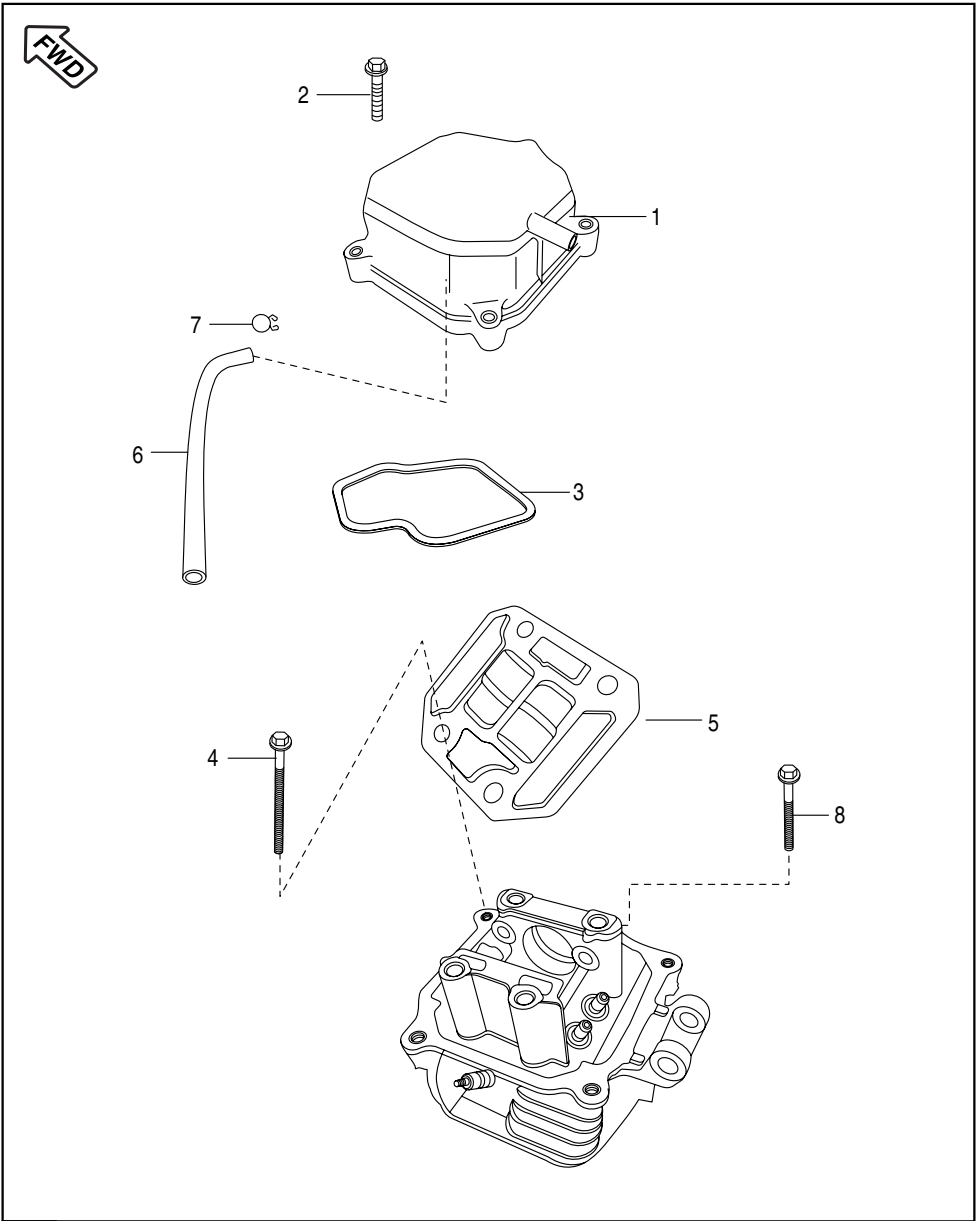
<p>PLATE NO. : 45 HEAD LAMP ASSEMBLY AND FAIRING</p> 	<p>PAGE NO. 96</p>	<p>PLATE NO. : 46 INDICATOR LAMP ASSEMBLY</p> 	<p>PAGE NO. 98</p>
<p>PLATE NO. : 47 TAIL LAMP ASSEMBLY / FRONT NUMBER PLATE</p> 	<p>PAGE NO. 100</p>	<p>PLATE NO. : 48 ELECTRICAL EQUIPMENTS</p> 	<p>PAGE NO. 102</p>

Pictorial Index

PLATE NO. : 49 TOOL KIT	PAGE NO. 104	PLATE NO. : 50 ACCESSORIES / GRAB HANDLE	PAGE NO. 106
			

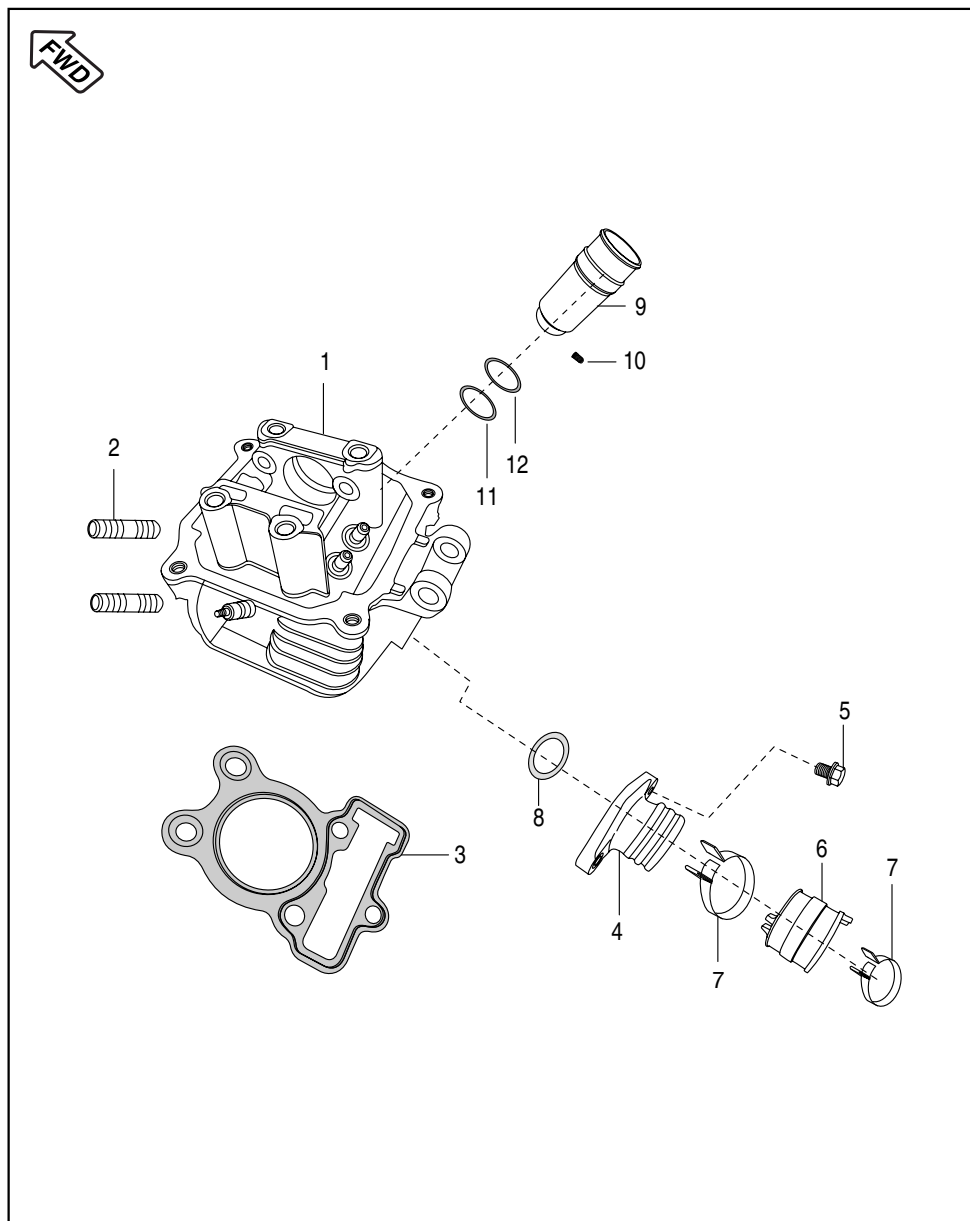

Pictorial Index


Cover Cylinder Head



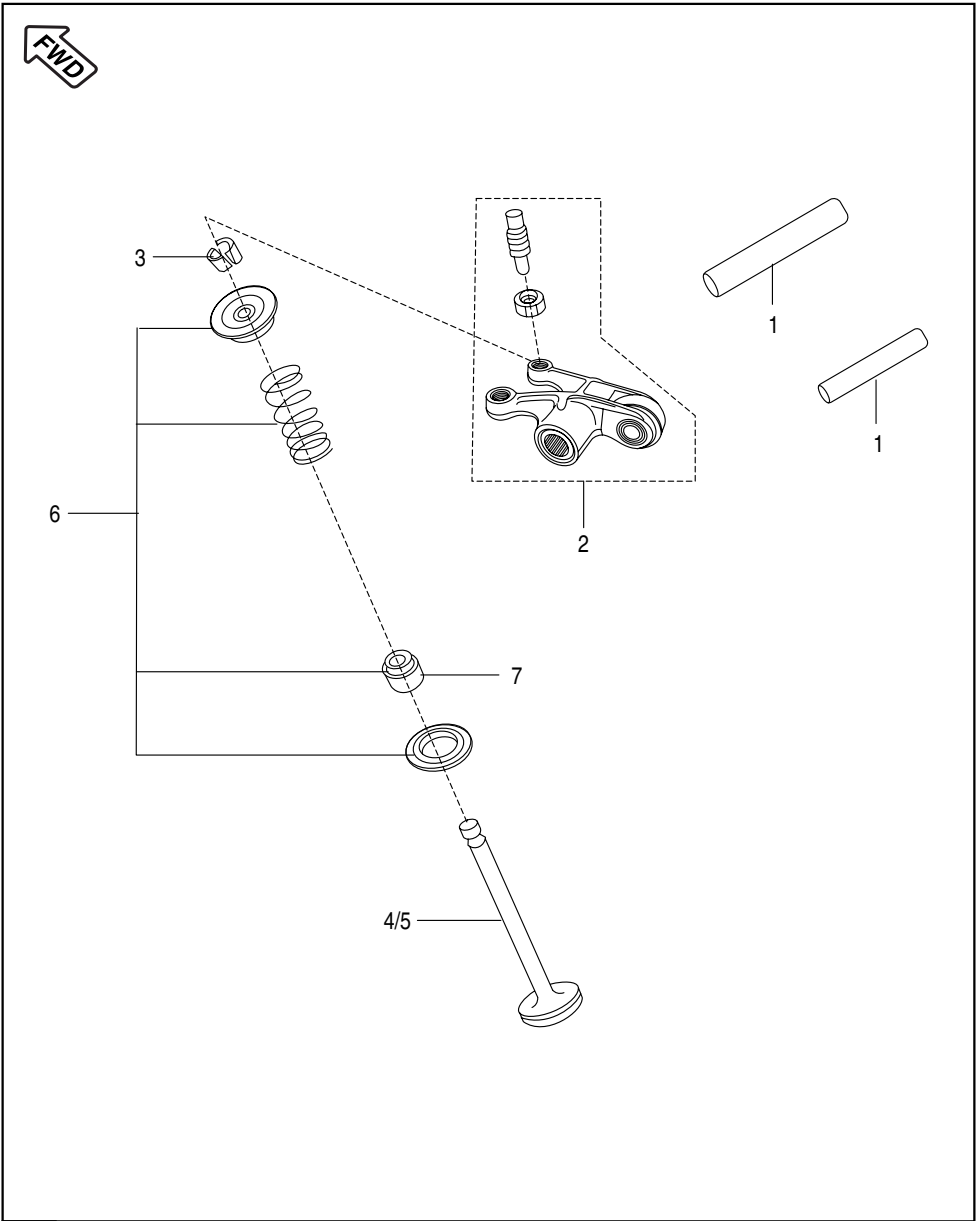
No.	Part No.	Description	Qty.	Remarks
1	JD 5110 06	Cover Cylinder Head	1	
2	59 0400 38	Bolt Flange	4	
3	JD 5110 10	Gasket Head Cover	1	
4	JA 5110 08	Bolt Head Mounting (Long)	4	
5	JB 5110 20	Plate Cylinder Head	1	
6	JA 5110 11	Hose Crankcase Breather	1	
7	JA 5110 29	Clamp	2	
8	59 0400 50	Bolt Head Mounting (Short)	1	For Head Mounting

## Cylinder Head



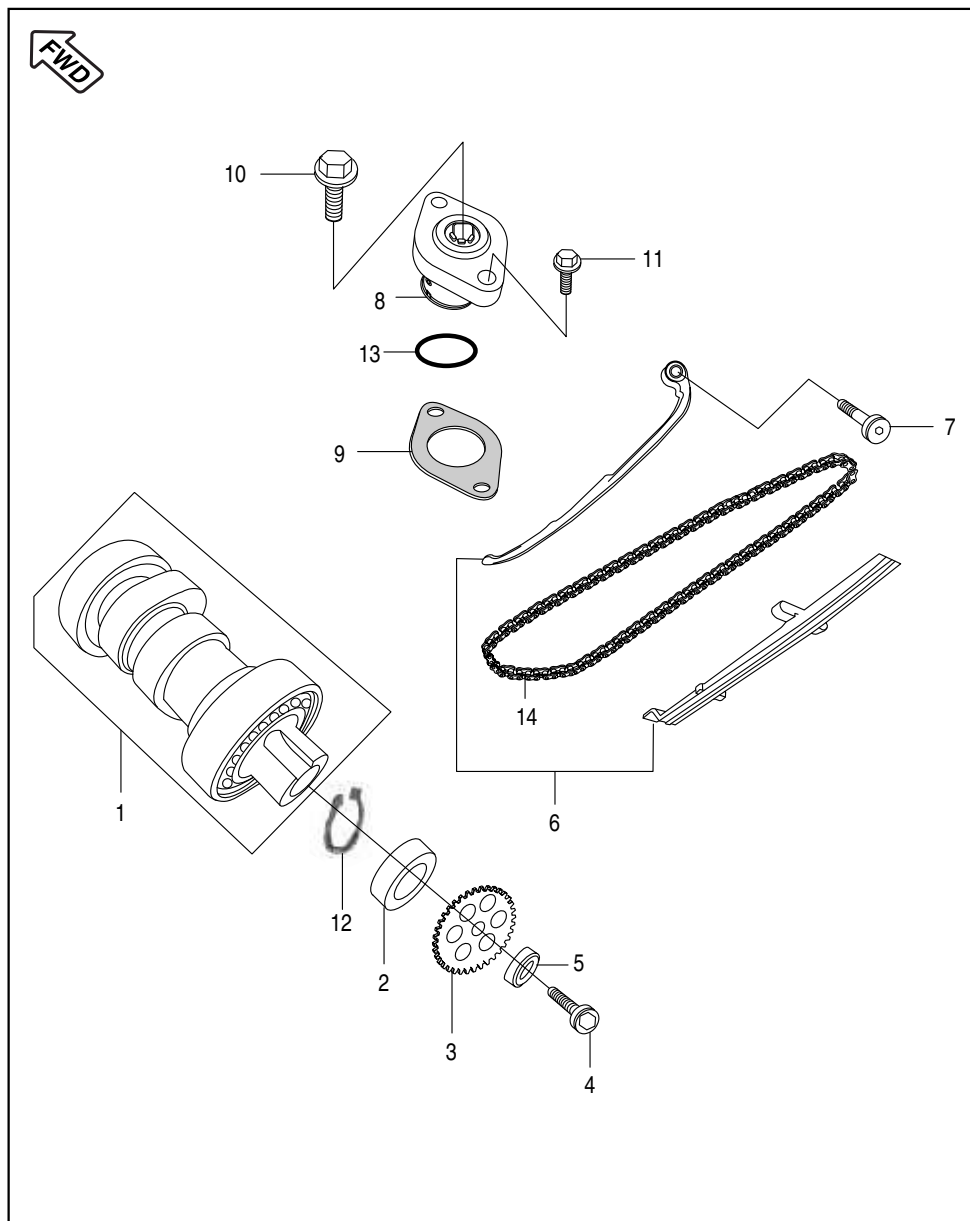
No.	Part No.	Description	Qty.	Remarks
1	36 JE00 13	Cylinder Head Assly. Black	1	Ref. Page No. 109
2	JA 5110 28	Stud	2	Silencer Mtg.
3	JD 5110 08	Gasket Cylinder Head	1	
4	JE 5814 00	Intake Manifold	1	
5	JA 5814 06	Bolt Flange M6 X 1 X 25 L	2	
6	JE 5814 01	Sleeve (Carburettor - Duct Rubber)	1	
7	DP 1011 98	Clamp (39mm)	2	
8	39 1283 21	'O' Ring (Intake Pipe)	1	
9	JD 5110 04	Sleeve Spark Plug R.H	1	
10	39 2608 01	Grub Screw	1	
11	39 2629 21	'O' Ring Sleeve	1	Top side
12	39 1283 21	'O' Ring Sleeve	1	Bottom side

Valve



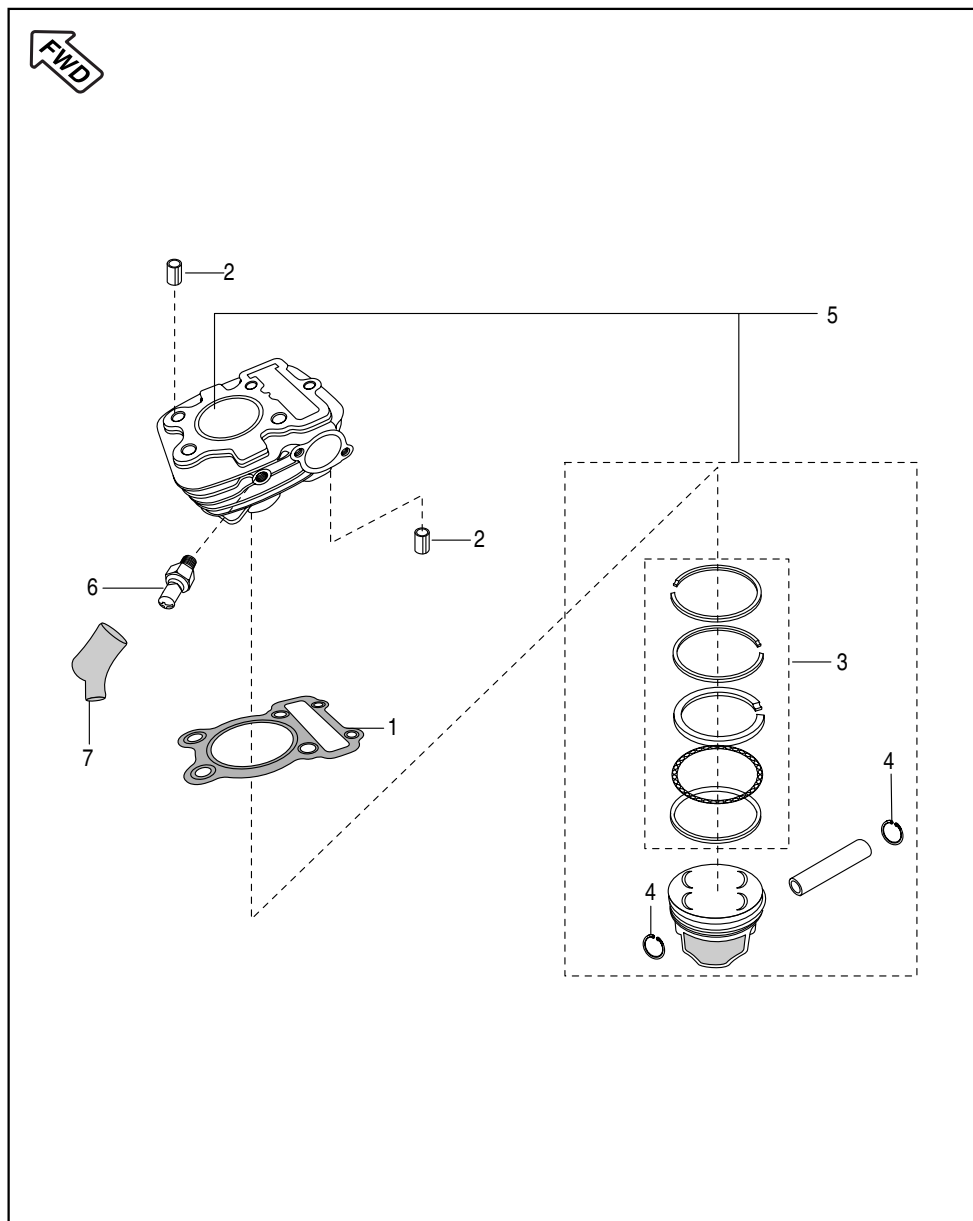
No.	Part No.	Description	Qty.	Remarks
1	JD 5112 09	Shaft Rocker Arm	2	Refer Page No.105
2	JD 5112 07	Rocker Arm with Roller	2	
3	DG 1010 29	Cotter Valve (Collet)	8	
4	JD 5112 01	Valve Intake	2	
5	JD 5112 02	Valve Exhaust	2	
6	36 JE00 01	Valve Repair Kit	2	
7	39 2017 19	Seal Valve Stem	4	

# Camshaft / Tensioner



No.	Part No.	Description	Qty.	Remarks
1	JD 5112 11	Camshaft Complete	1	With Bearing
2	JA 5112 16	Spacer Cam Sprocket	1	
3	DS 1012 76	Sprocket Cam Shaft	1	
4	39 2198 04	Socket Head Cap Bolt	1	
	DH 1013 87	Precoated Socket Bolt M8 X 20	1	Alt. for 39219804
5	DH 1010 48	Special Washer ('O' Washer)	1	
6	36 JE00 03	Guide Chain Kit	1	Refer Page No.105
7	DH 1013 92	Bolt Special	1	Mtg. Cam chain guide
8	JA 5210 17	Chain Tensioner ( Black)	1	
9	CS 1011 28	Gasket	1	
10	JA 5210 18	Bolt Tensioner	1	
11	JA 5210 19	Flange Bolt M6 X 1 X 20 L	2	
12	39 0594 17	Circlip for Camshaft	1	
13	39 2669 21	'O' Ring (Tensioner)	1	
14	DS 1099 05	Cam Chain (94 Link)	1	

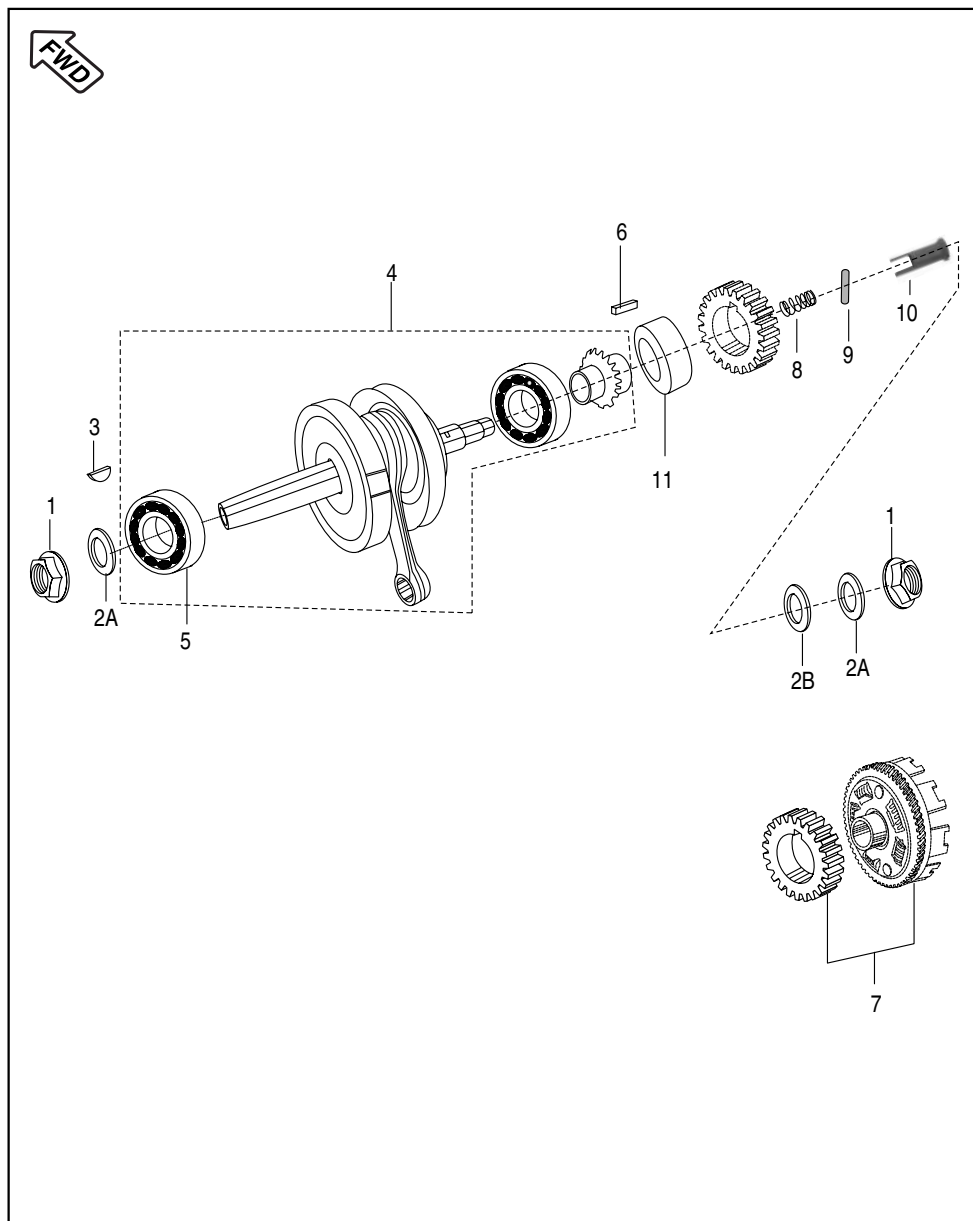
# Cylinder and Piston



No.	Part No.	Description	Qty.	Remarks
1	JD 5210 02	Gasket Cylinder Block	1	Refer Page No.105
2	39 1000 06	Dowel Pin	4	
3	36 JE00 02	Piston Ring Set	1	
4	DP 1011 65	Wire Circlip	2	
5	36 JE00 12	Cylinder Block / Piston Assly.	1	
6	JW 3514 00	Thermal Sensor	1	
7	JB 4022 02	Grommet for Thermal Sensor	1	

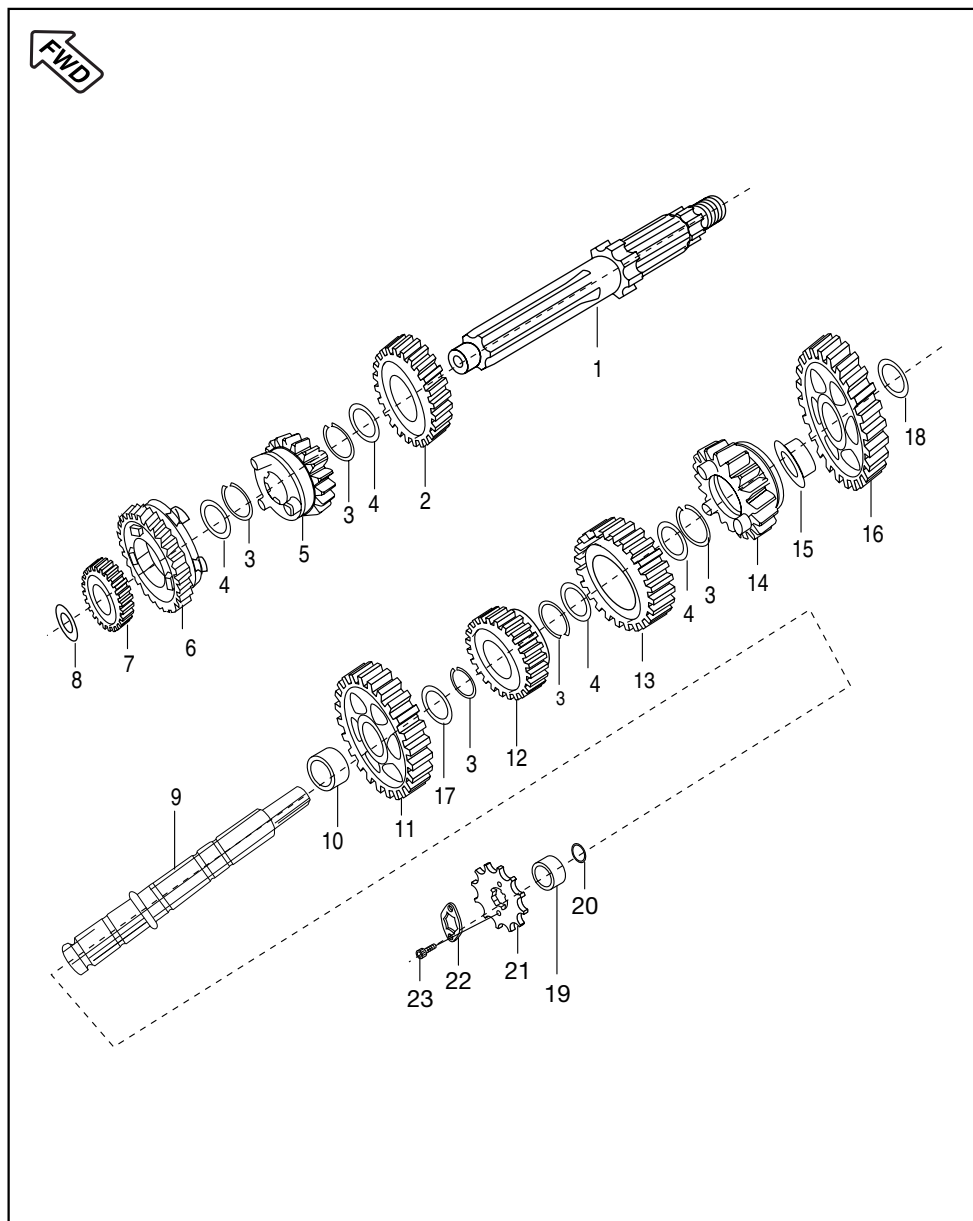


# Crankshaft



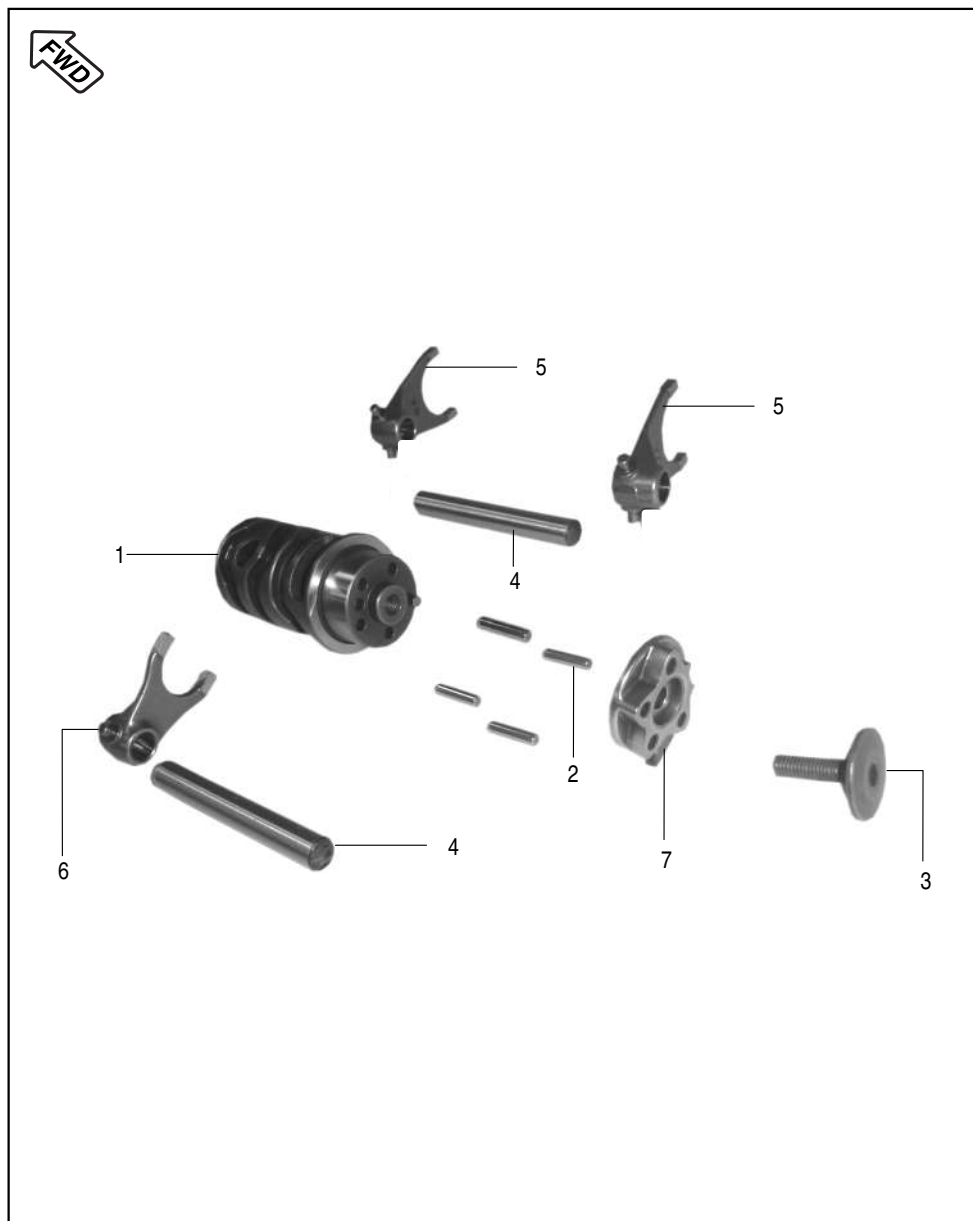
No.	Part No.	Description	Qty.	Remarks
1	59 1500 14	Flange Nut	2	Refer Page No.105
2A	59 1200 03	Belleville Washer	2	
2B	59 1100 08	Plain Washer	1	
3	31 1011 73	Woodruff Key	1	
4	JE 5310 00	Crank Shaft Assembly	1	
5	JE 5310 01	Ball Bearing	1	
6	DS 1011 54	Parallel Key	1	
7	36 JE00 04	Set Primary Drive / Driven	1	
8	JA 531012	Spring	1	
9	JA 5310 15	Parallel Pin	1	
10	JB 5310 21	Plunger Oil	1	
11	JD 5310 04	Spacer Crankshaft Clutch Side	1	N.I.
12	JD 5410 00	Damper Crankshaft	1	

# Transmission



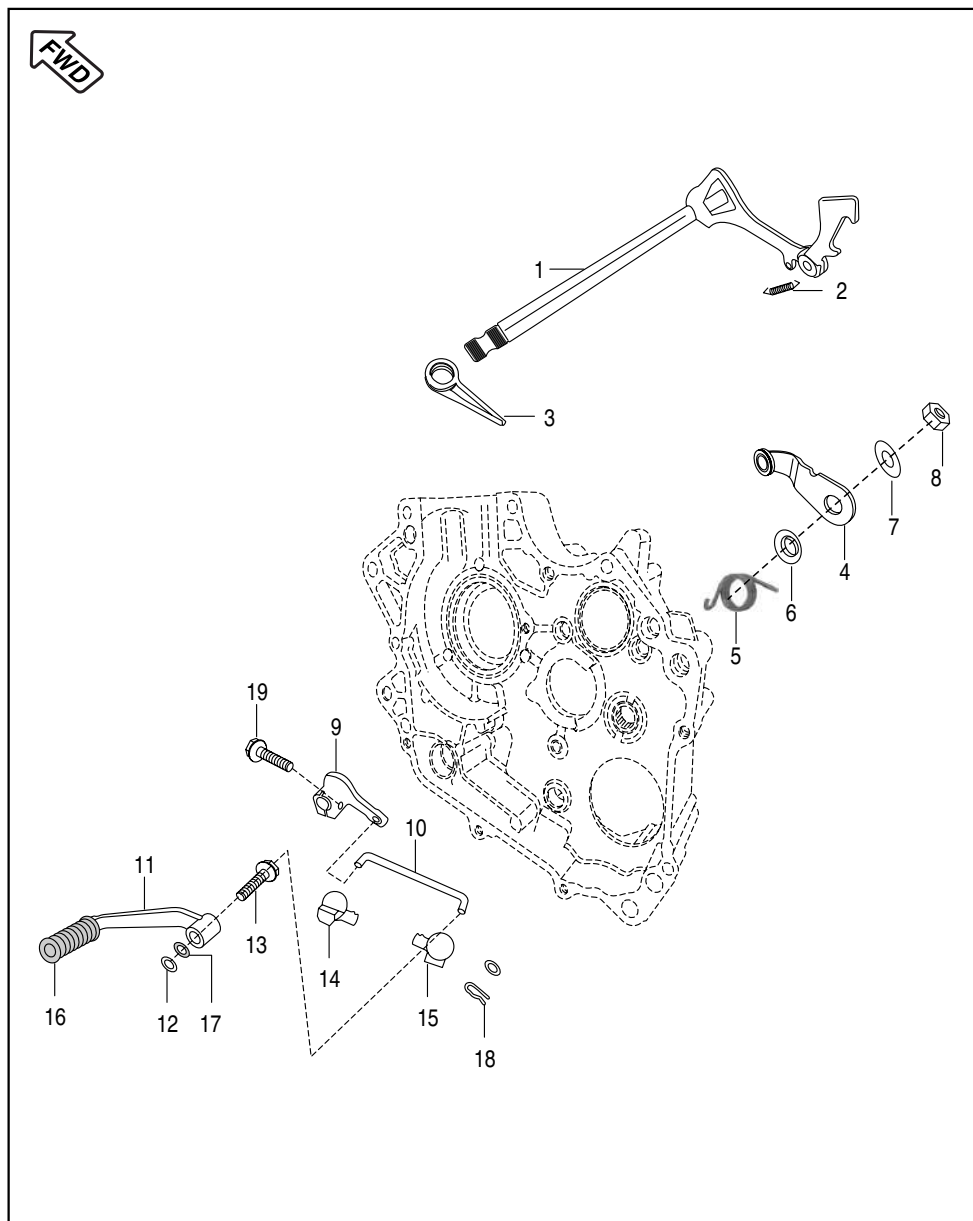
No.	Part No.	Description	Qty.	Remarks
1	JD 5510 00	Shaft Input Transmission	1	
2	JD 5512 07	Gear 4th Drive	1	
3	39 0987 17	Ring Snap	5	
4	JA 5510 02	Spline Washer	4	
5	JD 5512 06	Gear 3rd Drive	1	
6	JD 5512 05	Gear 5th Drive	1	
7	JD 5512 01	Gear 2nd Drive	1	
8	JA 5510 04	Washer Thrust 2nd Drive	1	
9	JV 5510 02	Shaft Output Transmission	1	
10	JD 5512 08	Bush 2nd Driven	1	
11	JD 5512 02	Gear 2nd Driven	1	
12	JD 5512 03	Gear 5th Driven	1	
13	JD 5512 04	Gear 3rd Driven	1	
14	JD 5512 00	Gear 4th Driven	1	
15	JZ 5512 05	Bush 1st Driven	1	
16	JZ 5512 04	Gear 1st Driven	1	
17	JD 5512 09	Spline Washer	1	
18	JA 5510 08	Washer Thrust 1st Driven	1	
19	JA 5510 09	Collar Sprocket Drive	1	
20	59 2100 24	'O' Ring Collar Sprocket	1	
21	JV 5510 00	Sprocket Drive (15 T)	1	
22	DU 1012 13	Plate Lock Sprocket	1	
23	39 1981 04	Socket Head Bolt	2	

## Change Drum / Shift Fork



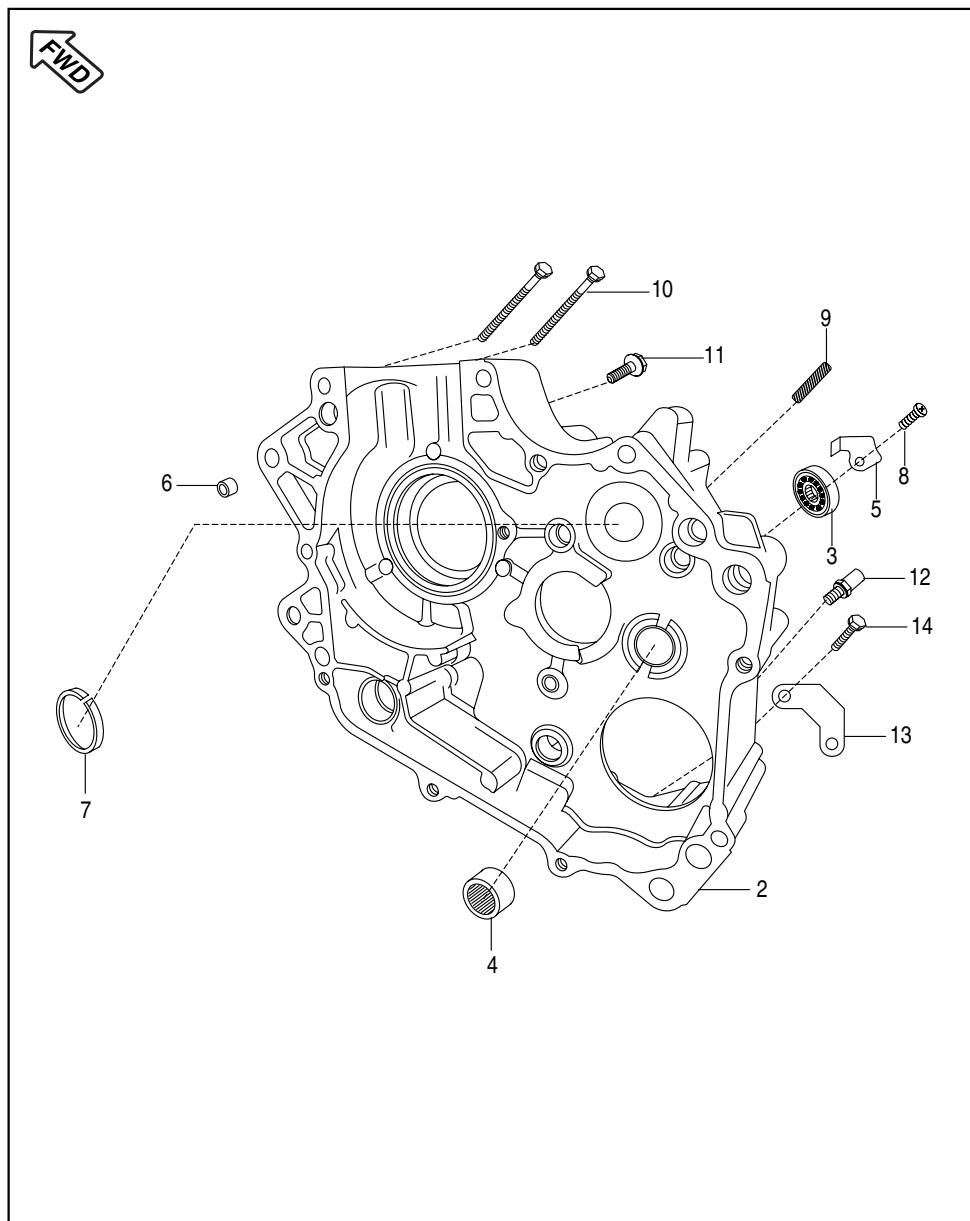
No.	Part No.	Description	Qty.	Remarks
1	JD 5610 01	Drum Complete Gear Shift	1	
2	39 0992 06	Dowel (Pin Drum Change)	4	
3	JD 5610 11	Special Bolt	1	
4	JD 5610 06	Shaft Gear Shift Fork	2	
5	JD 5610 04	Fork Gear Shift Output	2	
6	JD 5610 05	Fork Gear Shift Input	1	
7	JD 5610 02	Cam Drum Change	1	

## Gear Change Mechanism



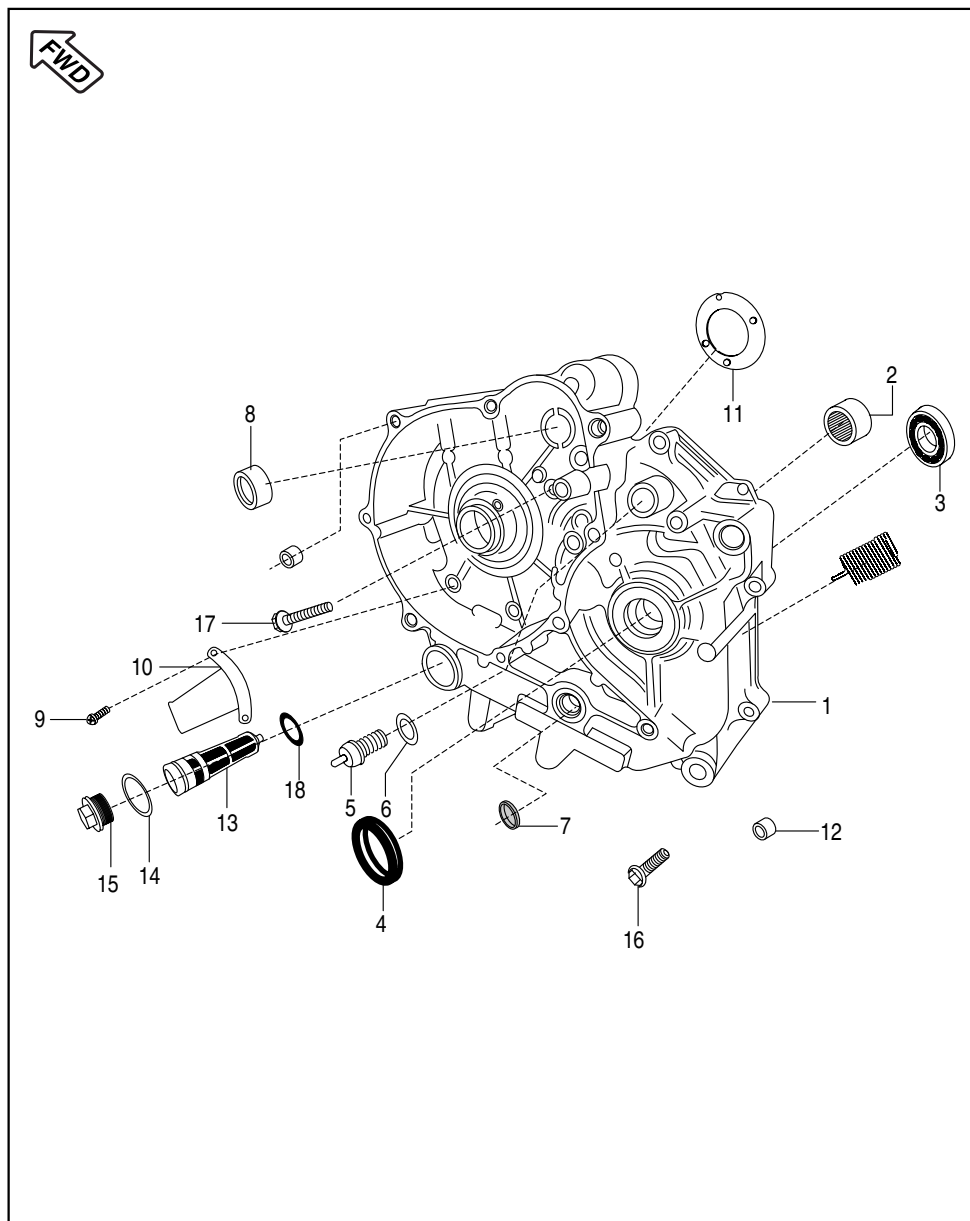
No.	Part No.	Description	Qty.	Remarks
1	JW 5612 05	Lever Complete Gear Shift	1	Alt. 39212415
2	JW 5612 06	Extension Spring	1	
3	JW 5612 08	Spring Gear Shift Return	1	
4	JD 5612 03	Inhibitor Complete Gear Shift	1	
5	JD 5612 04	Spring Inhibitor	1	
6	JA 5612 09	Step Washer (Collar)	1	
7	39 2704 11	Plain Washer	1	
8	39 0817 15	Nut	1	
9	JD 5614 11	Assembly Lever Change Arm	1	
10	JD 5614 13	Tie Rod	1	
11	JD 5614 14	Assembly Lever Complete Change	1	
12	JD 5614 16	Washer - Nylon	2	
13	JC 1910 09	Bolt Step	1	
14	JD 5614 17	Boot - Change Arm	1	
15	JD 5614 18	Boot - Change Lever	1	
16	DH 1015 09	Damper	1	
17	39 1998 19	Seal Oil	2	
18	39 0808 08	Split Pin	2	
19	39 2453 04	Bolt Flange	1	

# Engine Assembly / Crankcase RH



No.	Part No.	Description	Qty.	Remarks
1	JE 5010 01	Engine Assembly Silver	1	N.I.
	JE 5010 00	Engine Assembly Black	1	N.I.
2	36 JZ00 09	Kit Clutch + Brg + Bush Crankcase	1	Ref. Page No. 109
3	59 2000 36	Bearing Ball	1	For Input Shaft
4	JA 5410 11	Needle Roller Bearing	1	For Output Shaft
5	JA 5410 10	Stopper Plate	1	
6	39 0999 06	Dowel Pin	2	
7	DU 1010 85	Bushing	1	
8	DH 1013 80	Screw	1	
9	52 JA00 27	Stud Inhibitor Mounting	1	
10	JA 5412 35	Flange Bolt M6 X 1 X 85 L	2	
11	JV 5410 07	Bolt Flange	1	Crankcase Mtg.
12	JA 5410 14	Bolt Shift Change	1	
13	JA 5410 12	Guide Kick	1	
14	39 1964 04	Hexagon Bolt	2	Alt. Dj101302

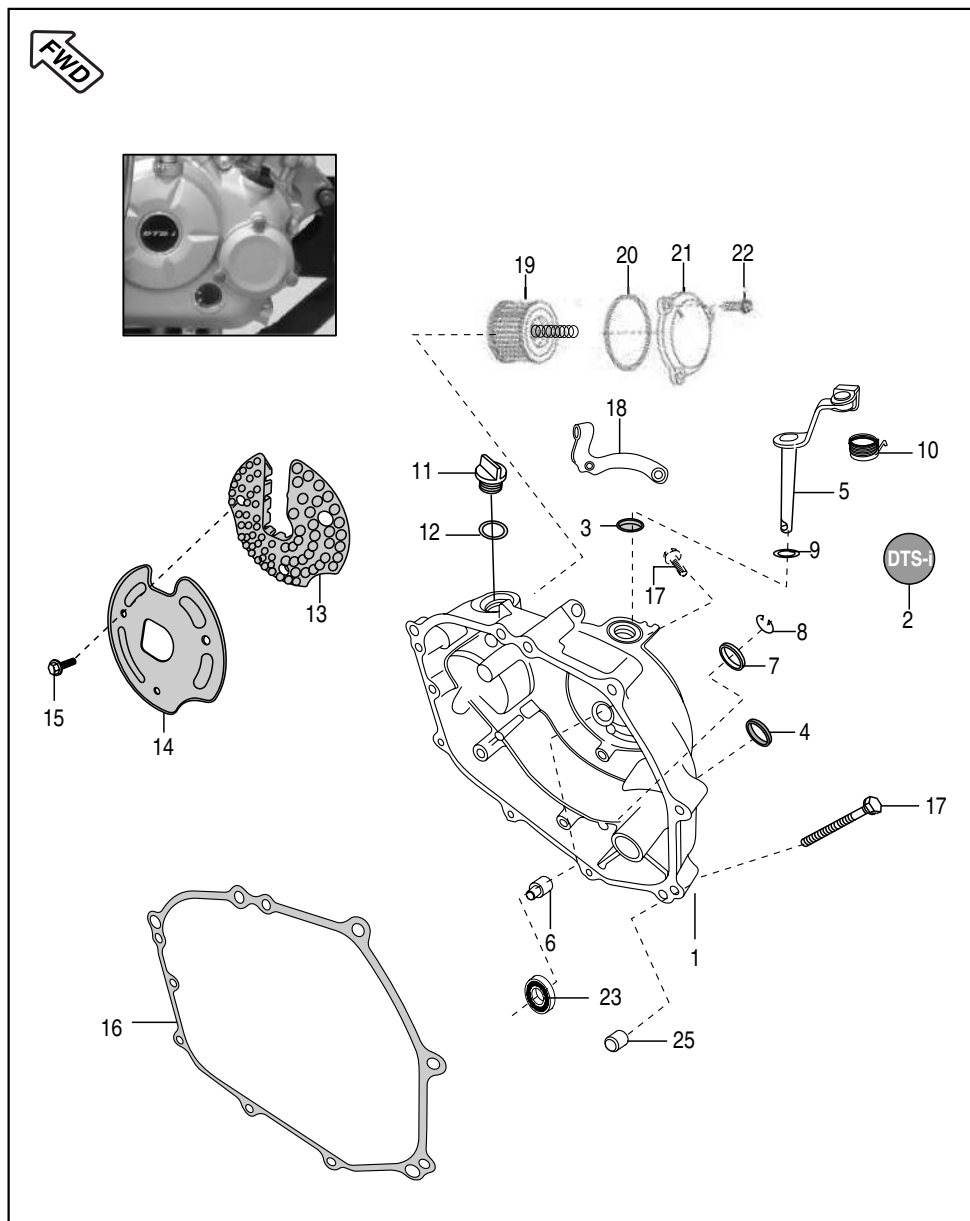
# Crankcase LH



**FWD** Front Wheel Direction

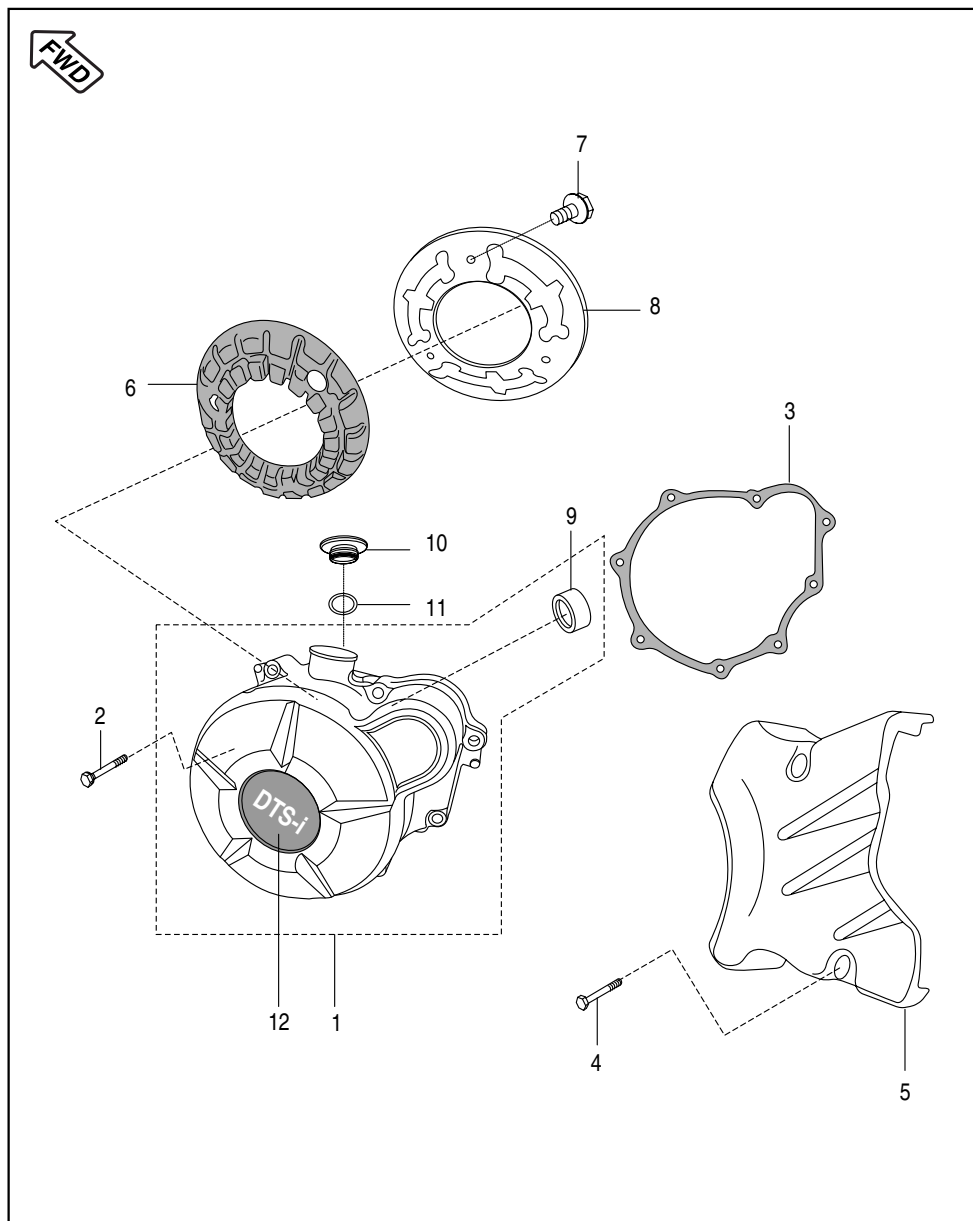
No.	Part No.	Description	Qty.	Remarks
1	36 JZ00 11	Kit Crankcase + Brg + Bush Magneto	1	Ref. Page No. 109
2	39 2562 20	Needle Roller Bearing	1	
3	59 2000 36	Ball Bearing	1	
4	39 1715 19	Seal Oil	1	
5	31 2010 81	Neutral Switch	1	
6	DH 1017 84	Gasket Neutral Switch	1	Shifter Shaft Starter Clutch
7	39 2190 19	Oil Seal	1	
8	JA 5410 05	Bush Starter Clutch	1	
9	39 0747 01	Pan Head Screw	2	
10	JA 5410 34	Stopper Gear Starter Clutch	1	
11	JA 5410 27	Damper	1	
12	39 0999 06	Hollow Dowel Pin	2	
13	JA 5410 19	Mesh Filter Oil strainer	1	
14	59 2100 23	'O' Ring Cap Strainer	1	
15	JA 5410 21	Cap Strainer	1	
16	JV 5410 07	Bolt Flange	6	Crankcase Mtg.
17	39 1759 04	Bolt	1	Crankcase Mtg.
18	JA 5410 20	'O' Ring Mesh Filter Oil Strainer	1	

# Cover Clutch



No.	Part No.	Description	Qty.	Remarks
1	36 JZ00 13	Kit cover Clutch Complete	1	Ref. Page No. 109
2	JE 5412 11	Decal Clutch Cover	1	
3	39 1041 19	Oil Seal Clutch Lever	1	
4	30 1011 42	Oil Seal (Kick Shaft)	1	
5	JV 5412 08	Shaft Clutch Release	1	
6	JE 5514 01	Rod Push	1	
7	DG 1014 18	Gauge	1	Oil Level Check
8	DS 1012 15	Wire Circilp	1	
9	JA 5412 36	Plain Washer (12.5X24X0.8)	1	
10	JA 5412 37	Spring Torsion Clutch Lever	1	
11	JA 5412 11	Cap Oil Filler	1	
12	JA 5412 25	'O' Ring Cap Oil Filler	1	
13	JE 5412 09	Damper	1	
14	JA 5412 16	Plate Damper	1	
15	LA D000 18	Bolt Flange	3	
16	JA 5412 12	Gasket Clutch Cover	1	
17	JV 5410 07	Bolt Flange	8	Clutch Cover to Crankcase Mtg
18	JW 5410 00	Bracket Clutch Cabel	1	
19	DD 1211 81	Oil Filter Element	1	
20	39 1671 21	'O' Ring	1	
21	JZ 5412 14	Cap Filter	1	
22	39 167304	Bolt Flange	3	
23	14 1510 33	Bearing Wheel Clutch Lifter	1	
24	39 0999 06	Pin Hollow Dowel	2	

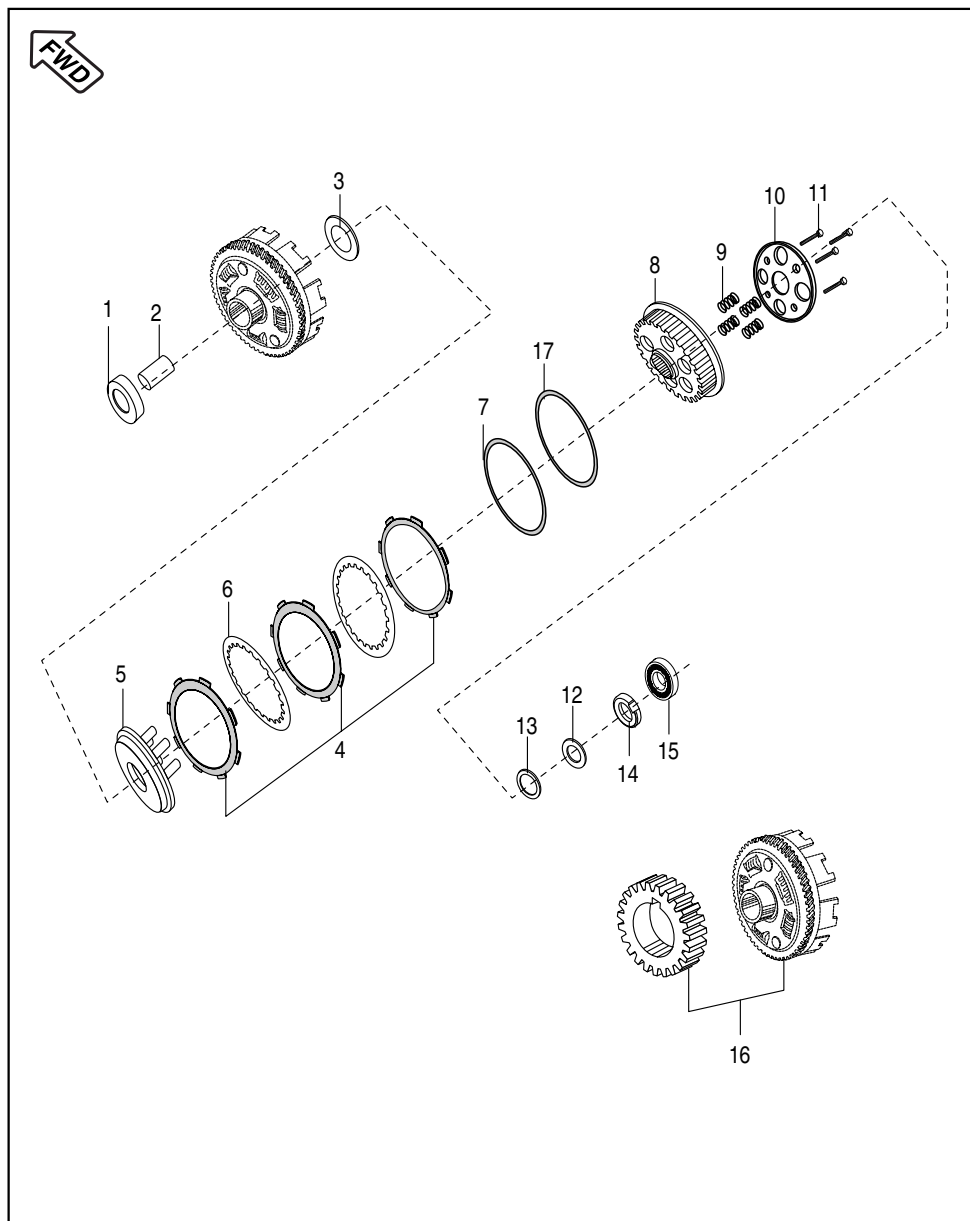
## Cover Magneto



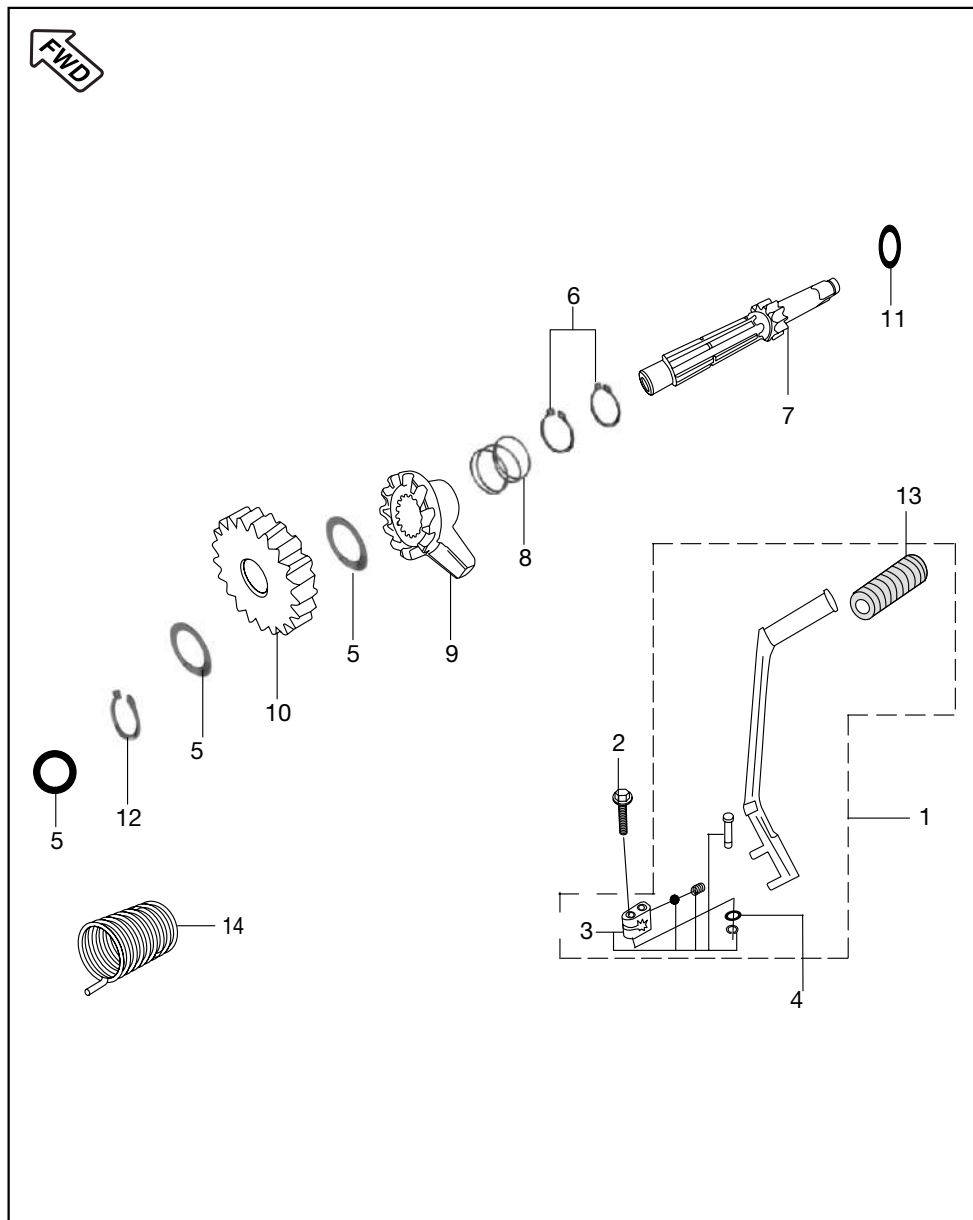
No.	Part No.	Description	Qty.	Remarks
1	36 JZ00 15	Kit Cover Magneto	1	Ref. Page No. 109
2	39 1065 04	Bolt Flange	8	
3	JA 5412 05	Gasket Magneto Cover	1	
4	JV 5410 07	Bolt	2	
5	JE 5412 07	Cover LH Rear Complete	1	
6	JE 5412 10	Damper Cover Magneto	1	
7	LA D000 18	Flanged Bolt	3	
8	JA 5412 21	Plate Damper Cover Magneto	1	
9	JA 5410 05	Bush	1	For Drive Gear Assly
10	JA 5412 33	Cap TDC Finder	1	
11	30 1011 95	'O' Ring	1	
12	JE 5412 12	Decal Magneto Cover	1	



# Clutch Assly



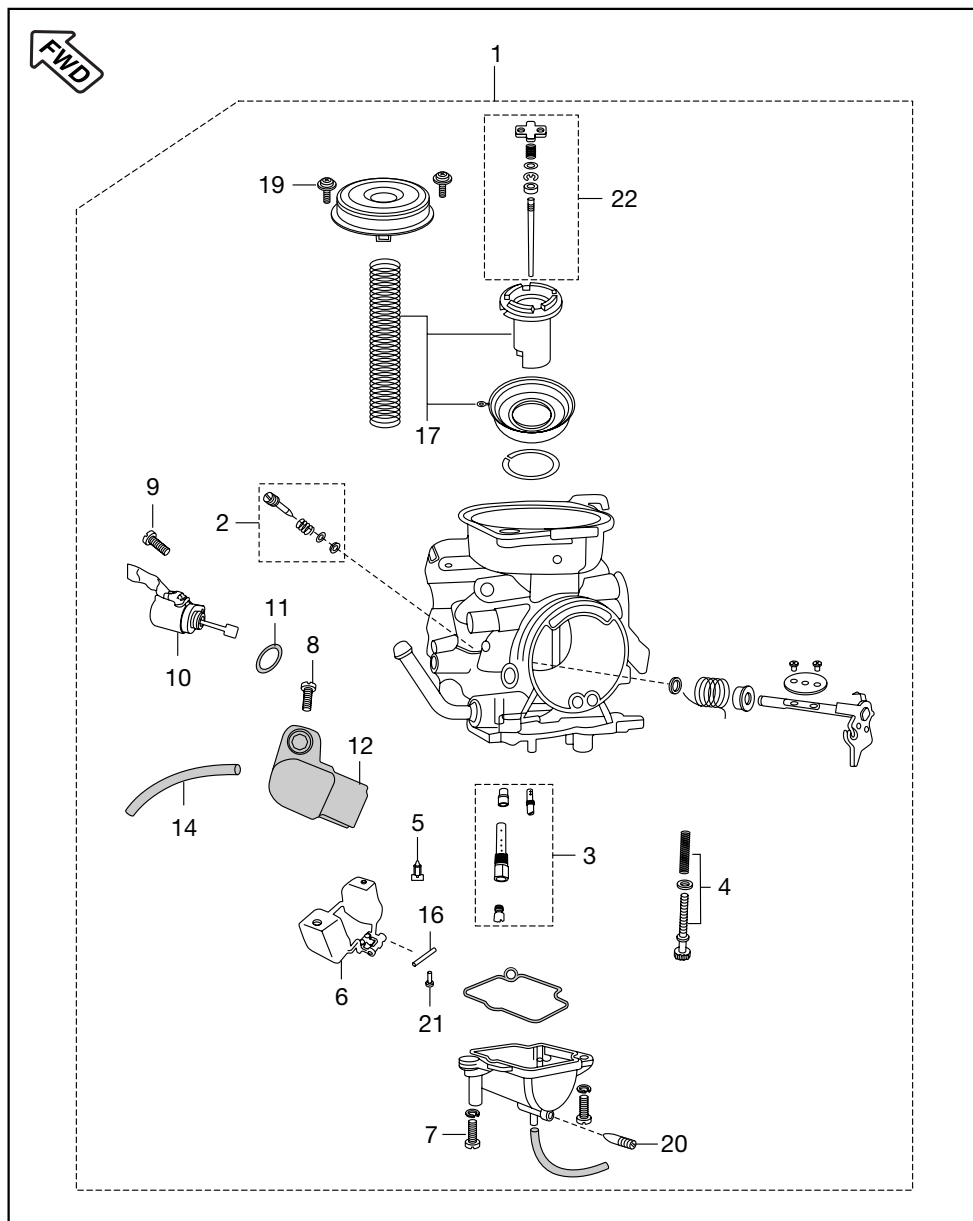
No.	Part No.	Description	Qty.	Remarks
1	JD 5514 00	Spacer Clutch Assely	1	'JD' Mark for I.D.
2	JA 5514 06	Collar Clutch	1	
3	39 2600 11	Washer	1	
4	36 JE00 05	Friction Plate Kit	1	
5	DP 1011 07	Wheel Clutch	1	
6	DP 1011 11	Plate Clutch	4	L.H. Threads
7	JA 5514 22	Plate Judder Spring	1	
8	JE 5514 03	Hub Clutch	1	
9	JE 5514 04	Compression Spring	4	
10	JE 5514 05	Holder Clutch	1	
11	DP 1011 16	Bolt Flange	4	
12	39 2200 11	Belleville Washer	1	
13	39 0240 11	Plain Washer	1	
14	DH 1016 48	Nut Special	1	
15	14 1510 33	Bearing Clutch Lifter	1	
16	36 JE00 04	Set Primary Drive & Driven	1	Refer Page No. 105
17	DP 1011 14	Spring Anti Judder	1	
18	JE 5514 00	Clutch Assembly	1	



## Kick Starter Mechanism

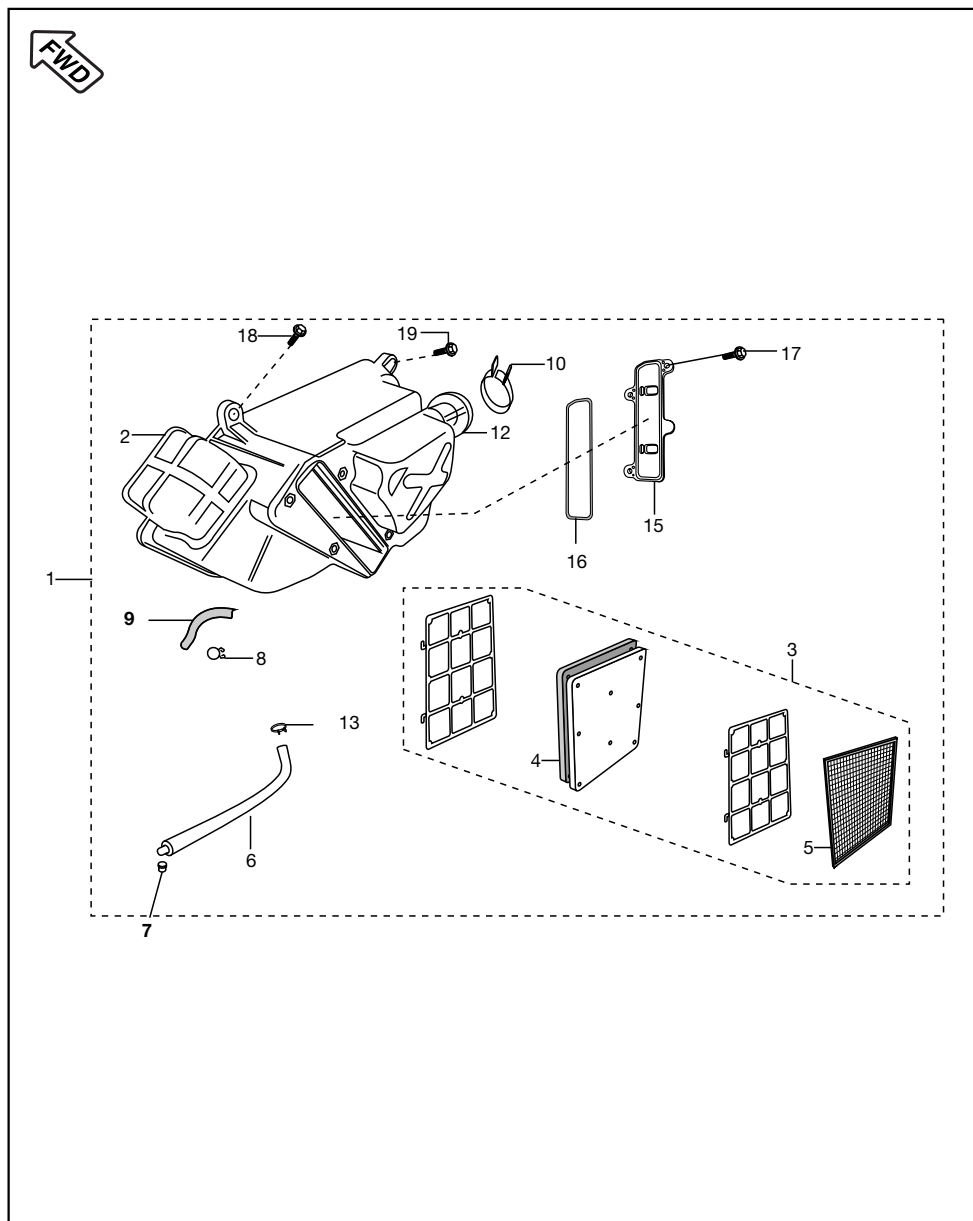
No.	Part No.	Description	Qty.	Remarks
1	JE 6212 00	Lever Assly Kick	1	Refer Page No. 105
2	DP 1510 18	Bolt Special	1	
3	36 DU10 07	Boss Kick Set	1	
4	22 1502 41	Plain Washer	1	
5	39 0993 11	Plain Washer Small	3	
6	39 0738 17	Circlip Shaft	2	
7	JD 6210 01	Shaft Kick	1	
8	DS 1011 17	Spring Kick Starter	1	
9	JA 6210 02	Ratchet	1	
10	JZ 6210 00	Gear Spur Kick Start Assly.	1	
11	JA 6210 06	Washer Thrust	1	
12	39 2408 17	Circlip	1	
13	DD 1010 97	Kick Rubber	1	
14	JE 5410 08	Spring Kick Starter Return	1	

## Carburettor



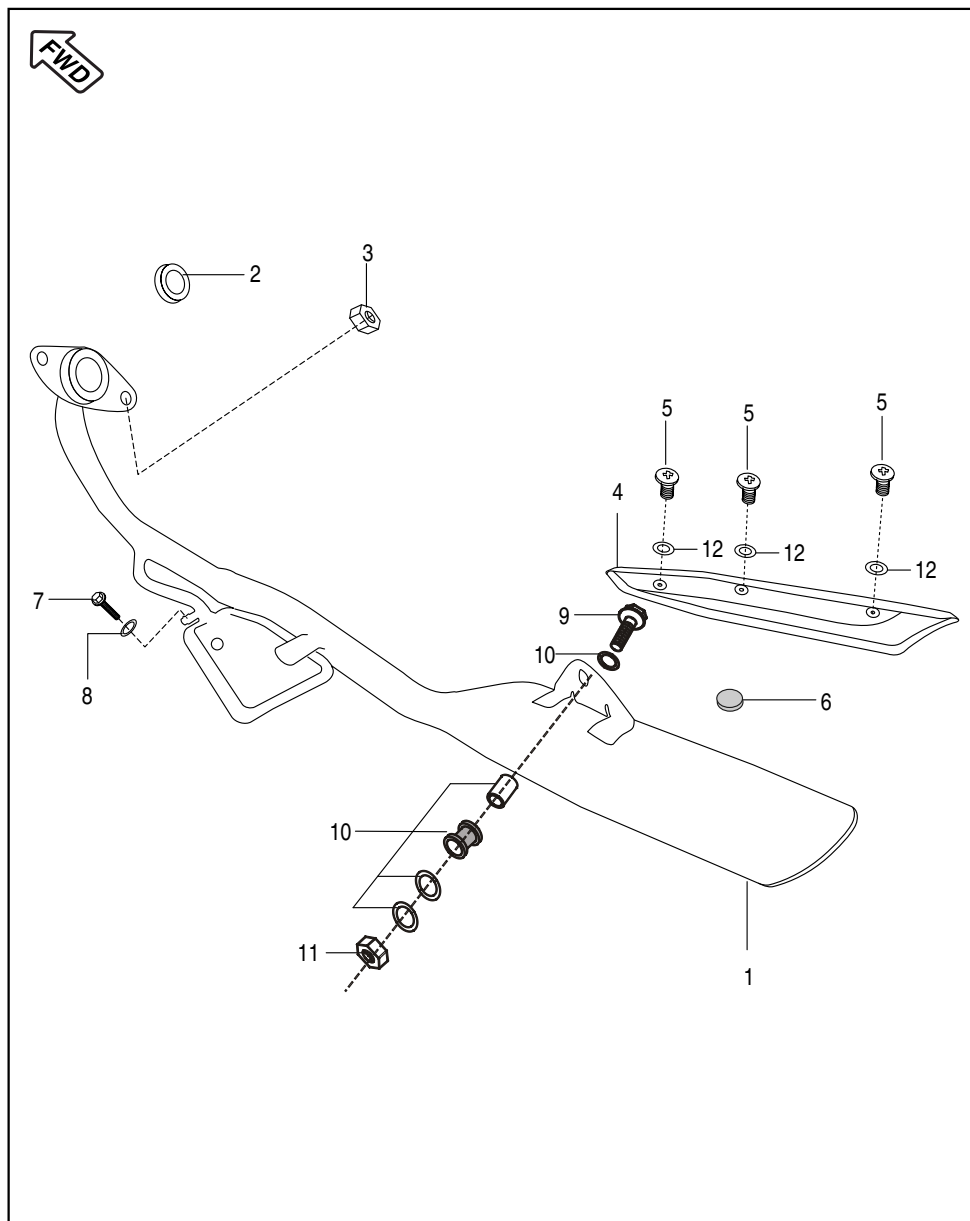
No.	Part No.	Description	Qty.	Remarks
1	JE 5812 00	Carburettor assly.	1	
2	36 JD00 02	Air screw Kit	1	Refer Page No. 106
3	36 JD00 01	Jet Kit	1	Refer Page No. 106
4	DK 1210 41	Idling screw kit	1	Refer Page No. 106
5	DH 1210 63	Valve complete float (Float pin)	1	
6	DH 1210 59	Float complete	1	
7	DP 1210 67	Screw Float chamber	3	
8	JE 5812 20	Screw TPS	1	
9	JE 5812 22	Screw Solenoid choke	1	
10	JE 5812 21	Solenoid choke assly	1	
11	JE 5812 15	"O" ring solenoid choke	1	
12	JD 5812 02	Throttle position sensor	1	
13	JE 5812 25	"O" Ring (TPS)	1	N.I.
14	JE 5812 23	Tube Over Flow	1	
15	JE 5812 24	Tube Air Vent	1	N.I.
16	DH 1210 63	Float Pin	1	
17	36 JD00 04	Vacuum Piston Kit	1	Refer Page No. 106
18	36 JD00 05	Carburettor Gasket 'O' ring Kit	1	Refer Page No. 106
19	JE 5812 19	Screw for Diaphragm Cover	1	
20	JE 5812 18	Drain Screw	1	
21	DH 1210 64	Screw Needle Shaft	1	
22	36 JD00 06	Jet Holder Hardware Kit	1	Refer Page No. 106

# Air Cleaner Complete



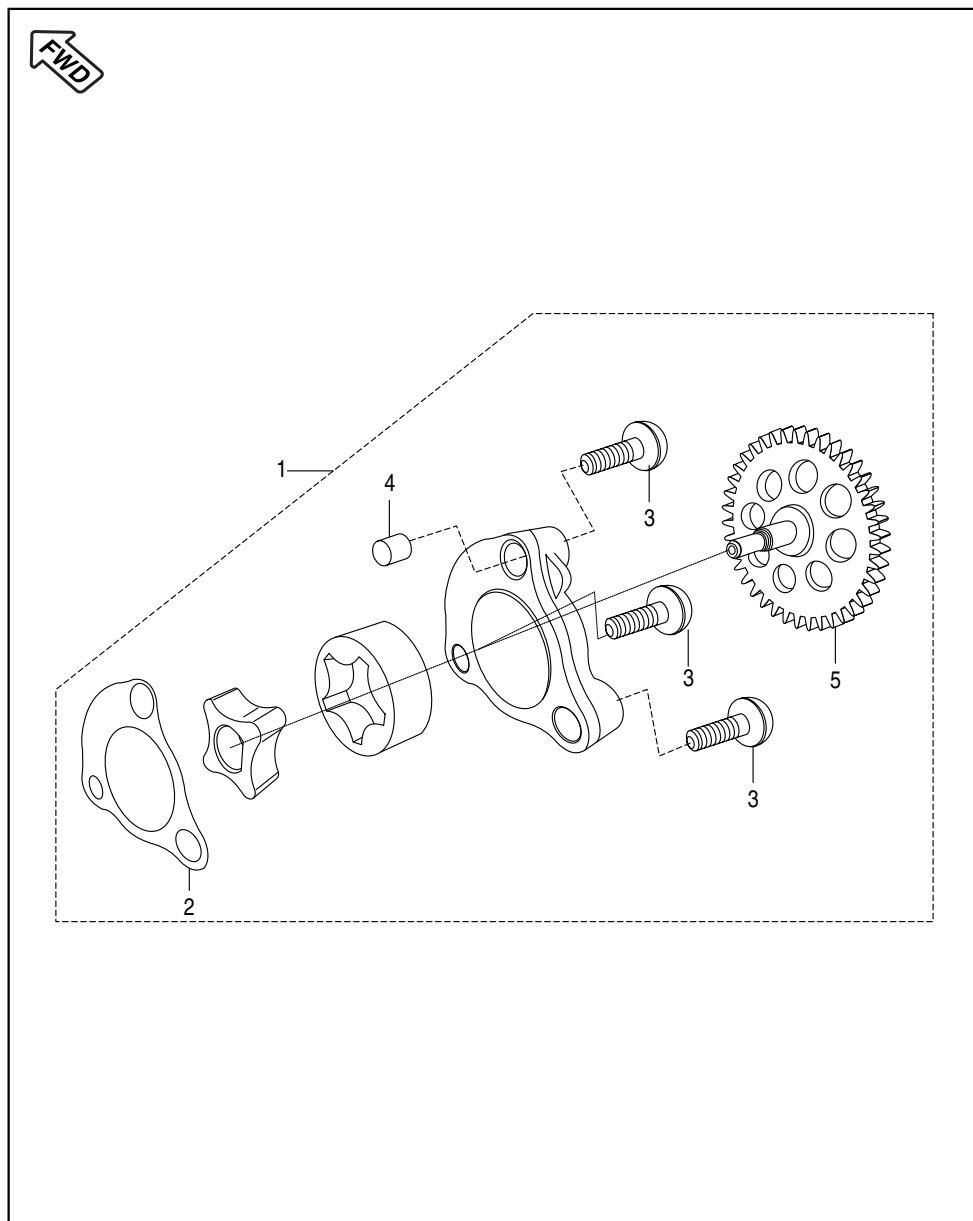
No.	Part No.	Description	Qty.	Remarks
1	JD 5810 05	Air Filter Assly	1	Intake
2	JD 5810 01	Air Filter Duct	1	
3	JA 5810 05	Assly Cartridge Air filter	1	
4	JA 5810 06	Element Air Filter	1	
5	JA 5810 09	Flame Arrester	1	
6	JA 5810 12	Tube Drain	1	N.I.
7	DS 1211 26	Plug	1	
8	DG 1210 02	Clamp	1	
9	JA 5110 11	Hose Breather	1	
10	DH 1210 38	Band Insulator	1	
11	JD 1110 12	Bracket Side Cover Mtg.	1	N.I.
12	JE 5810 00	Connecting Tube	1	
13	39 2754 04	Hex Head Bolt	2	
14	JD 5810 07	Filter Air Cover	1	
15	JA 5810 13	Cover Assembly Cartridge	1	
16	JA 5810 11	'O' Ring Cartridge Cover	1	For Cartridge Cover
17	39 1773 04	Flange Bolt	4	
18	JA 5210 19	Flange Bolt	2	
19	39 1677 04	Flange Bolt	1	

# Silencer Assembly



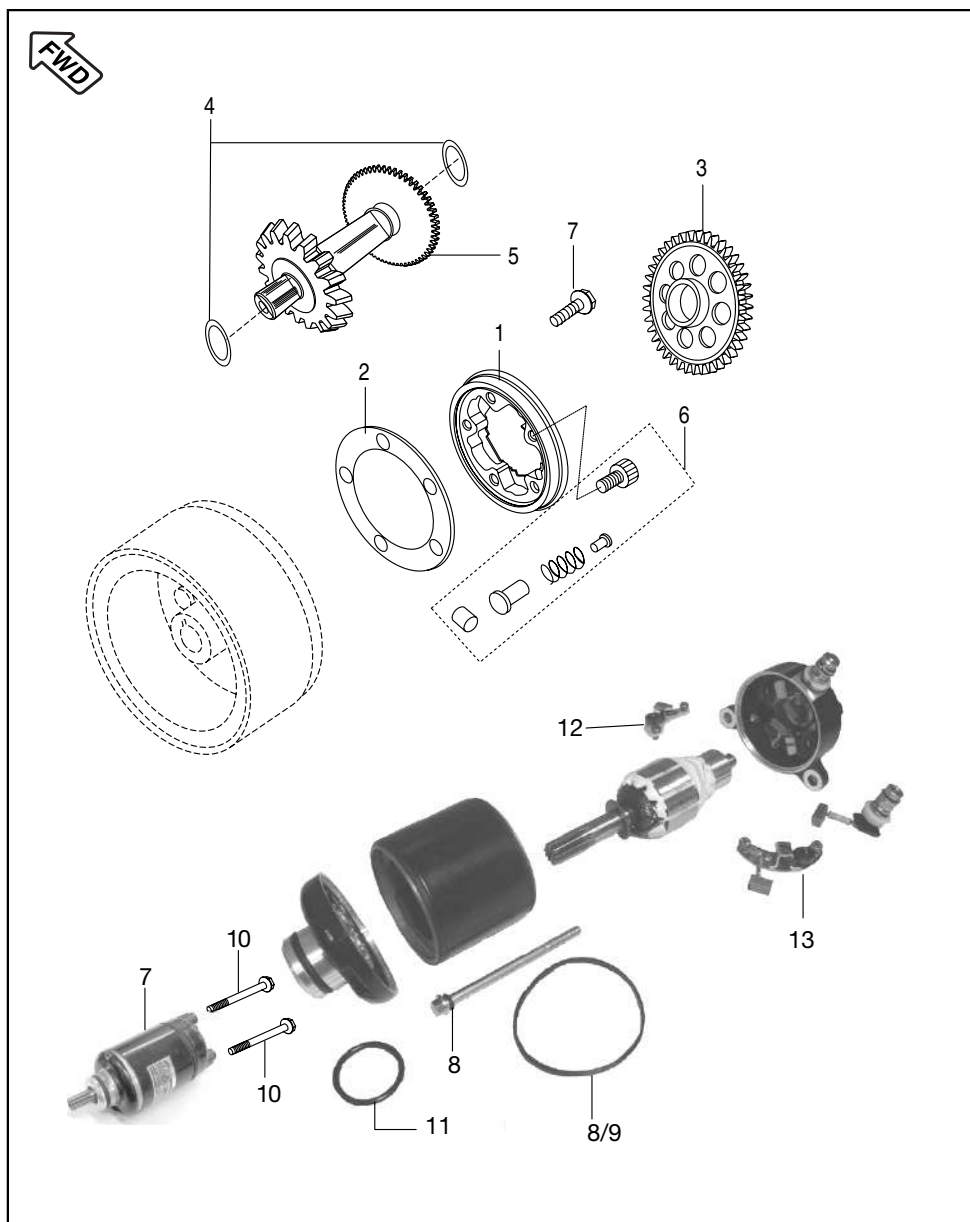
No.	Part No.	Description	Qty.	Remarks
1	JD 5910 56	Silencer Assly Without Shield	1	Silencer Mtg.
	JD 5910 57	Assly. Silencer W/O Cat	1	
2	CB 1011 14	Gasket Exhaust Mounting	1	
3	JA 5910 40	Flange Nut	2	
4	JD 5910 26	Shield Silencer	1	
5	DH 1013 95	Truss Screw	3	
6	JW 5910 30	Grommet Shield	1	
7	39 2754 04	Bolt Hex with Flange M5	1	
8	39 2492 11	Plain Washer	1	
9	DK 1013 14	Bolt M10X 1.25	1	
10	36 DK00 09	Hardware Kit	2	
11	DD 1610 71	U Nut M10X1.25	1	
12	DH 1013 01	Seal Shield Muffler	3	

# Oil Pump



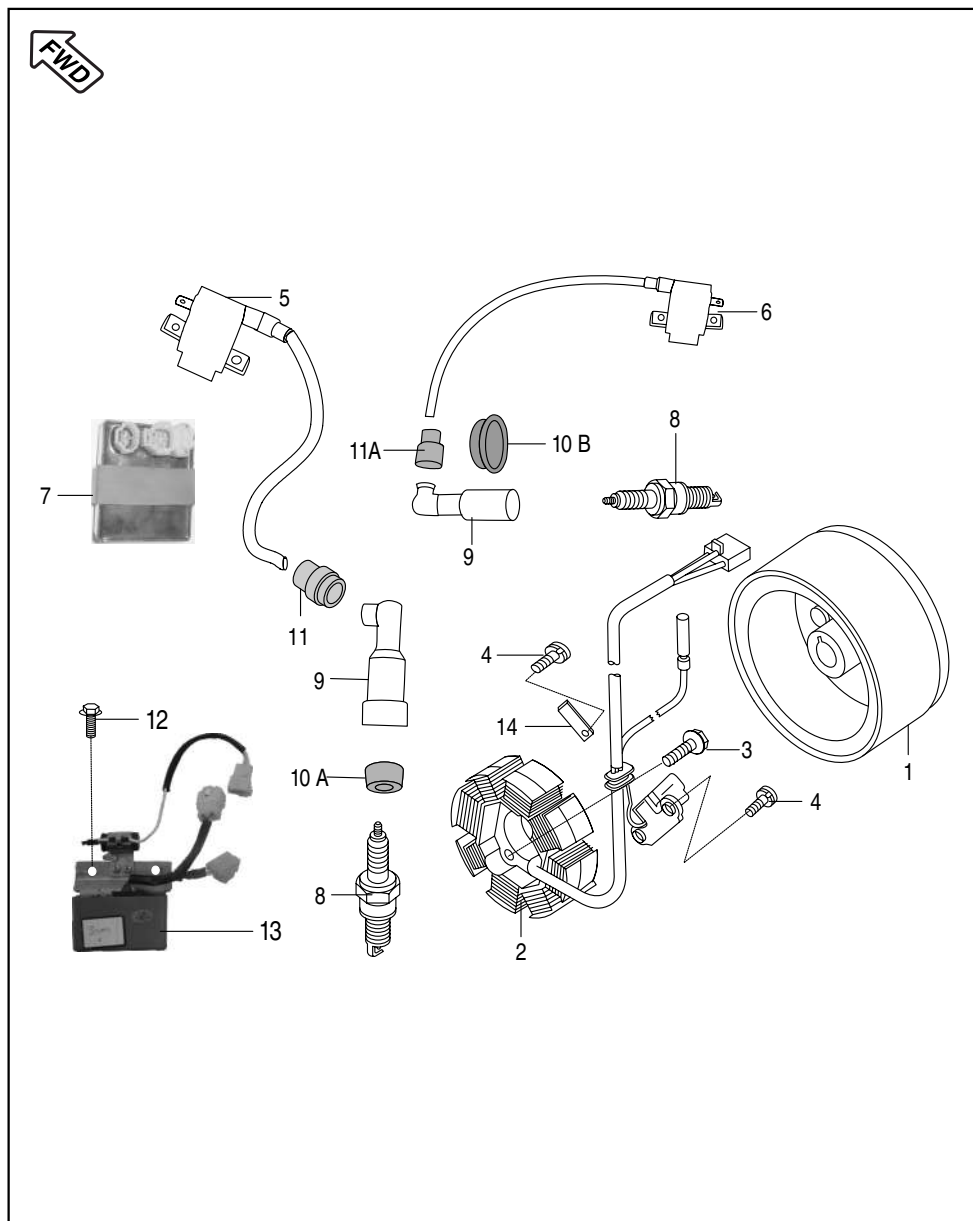
No.	Part No.	Description	Qty.	Remarks
1	52 JA00 23	Oil Pump Assly	1	Alt. Dx101068
2	JA 5410 16	Gasket Case Oil Pump	1	
3	FD 1010 78	Pan Head Screw	3	
4	39 0992 06	Dowel	2	
5	JA 5410 18	Gear Driven + Shaft Oil Pump	1	

# Starter Assembly



No.	Part No.	Description	Qty.	Remarks
1	JA 6214 14	Body Complete Starter Clutch	1	
2	DH 1017 81	Plate Roller Clutch	1	
3	JA 6214 10	Gear Starter Clutch	1	
4	JA 6214 02	Washer	2	
5	JA 6214 06	Drive Assly	1	
6	36 JW00 14	Starter Clutch Repair Kit	1	Refer Page No. 105
7	JA 3516 00	Motor Assly	1	
8	JA 3516 06	Sealing Ring (Flash)	1	
9	JA 3516 26	Sealing Ring (Lucas- TVS)	1	
10	39 1673 04	Flange Bolt	2	Motor Mounting
11	JA 3516 02	'O' Ring For Spigot (Flash)	1	
	JA 3516 27	'O' Ring For Spigot (Lucas- TVS)	1	
12	JA 3516 08	+ve Brush Holder Assly (Flash)	1	
13	JA 3516 09	-ve Brush Holder Assly (Flash)	1	
14	JA 3516 18	Brush and Earth Plate assly	1	N.I. (Lucas- TVS)
15	JA 3516 24	Brush Spring	1	N.I. (Lucas- TVS)
16	JA 3516 19	Terminal assly.	1	N.I. (Lucas- TVS)

# Magneto, CDI & H.T. Coil

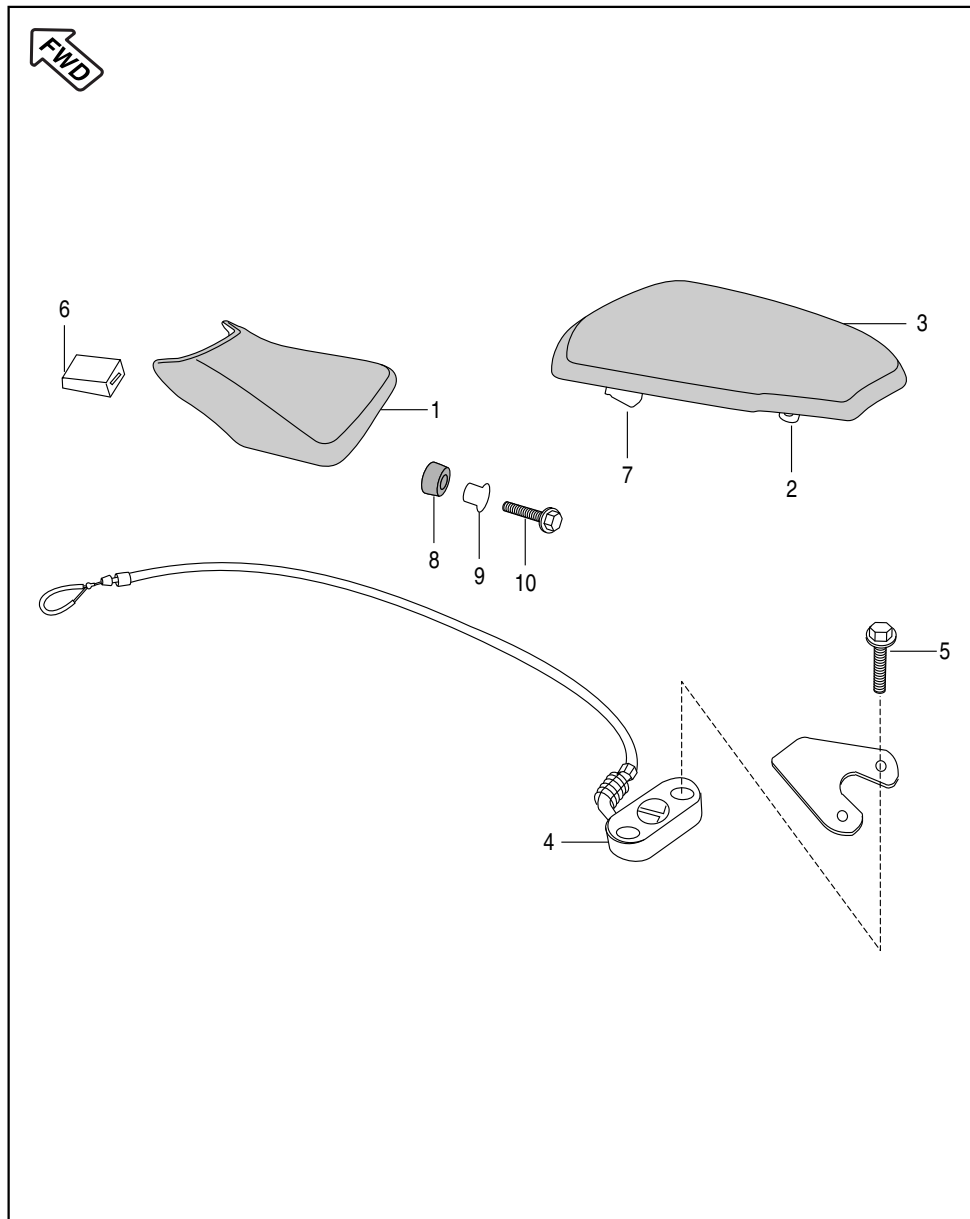


**FWD** Front Wheel Direction

No.	Part No.	Description	Qty.	Remarks
1	JE 3510 02	Rotor Assly (ES)	1	For lock Plate & Pick Up Coil mtg.
2	JP 3510 07	Stater Assly Complete	1	
3	39 1675 04	Bolt Flange	2	
4	39 0746 01	Pan Head Screw	3	
5	JE 3512 03	H. T. Coil LH with Cap	1	
6	JE 3512 04	H T Coil RH with Cap	1	
7	JE 3512 00	C.D.I. Assly	1	
8	DD 1110 18	Spark Plug PRZ9 HC Or	2	
	CF 1110 19	Spark Plug Bosch UR4AC	2	
9	DD 1110 48	Spark Plug Cap LH	2	
	DH 1110 15	Spark Plug Cap RH	1	
10A	DD 1110 11	Grommet Spark Plug Cap LH	1	
10B	JD 3512 05	Grommet Spark - Plug Cap RH	1	
11	DD 1110 12	Grommet for HT Cable LH	1	
11A	DH 1110 13	Grommet for HT Cable RH	1	For H.T. Coil Mounting
12	39 1943 04	Bolt Flange	2	
13	JW 4020 01	DC Regulator with Capacitor	1	
14	JA 5410 28	Lock plate	1	
15	59 0400 14	Bolt Flange (N.I.)	4	

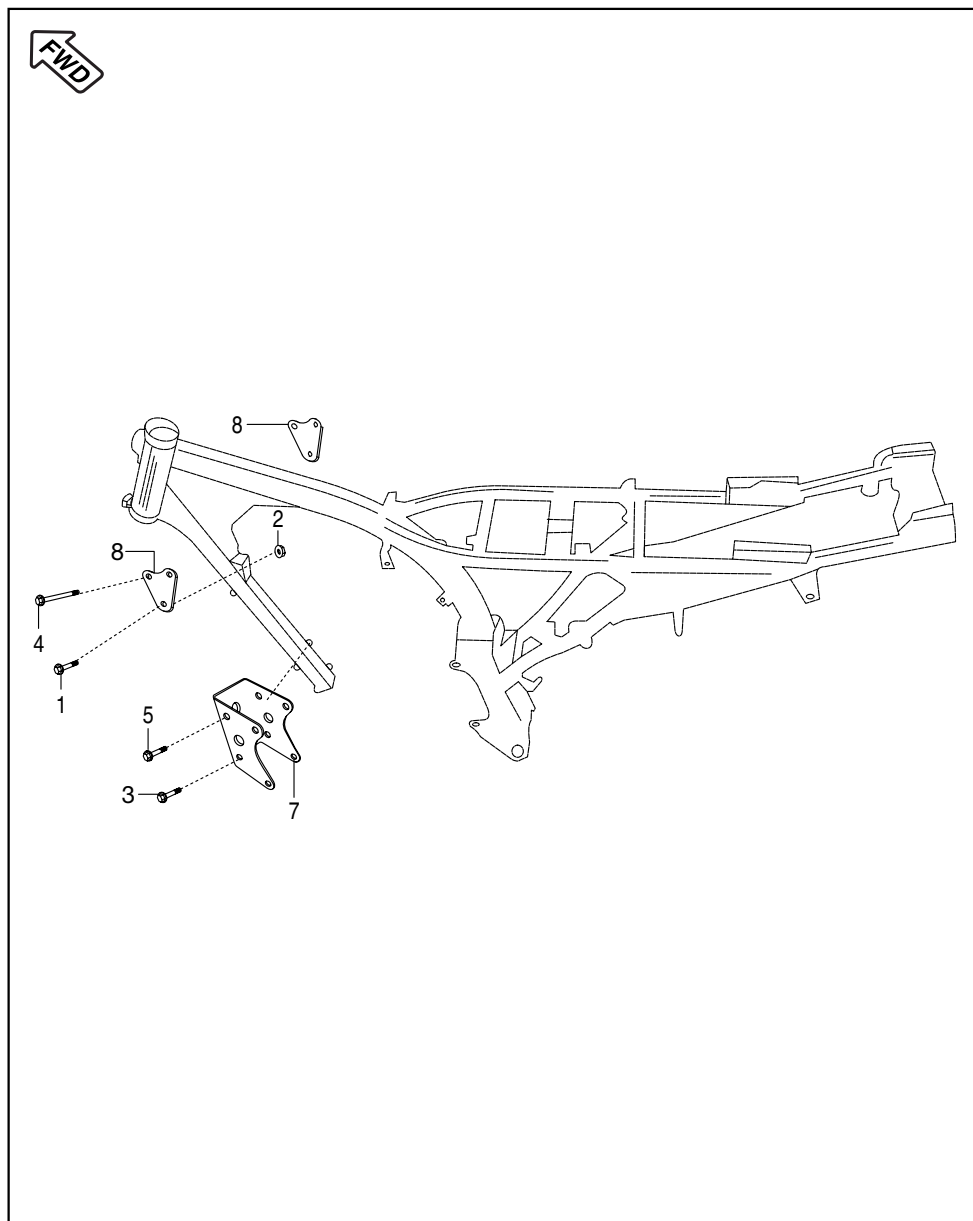


Seat Assembly / Seat Lock



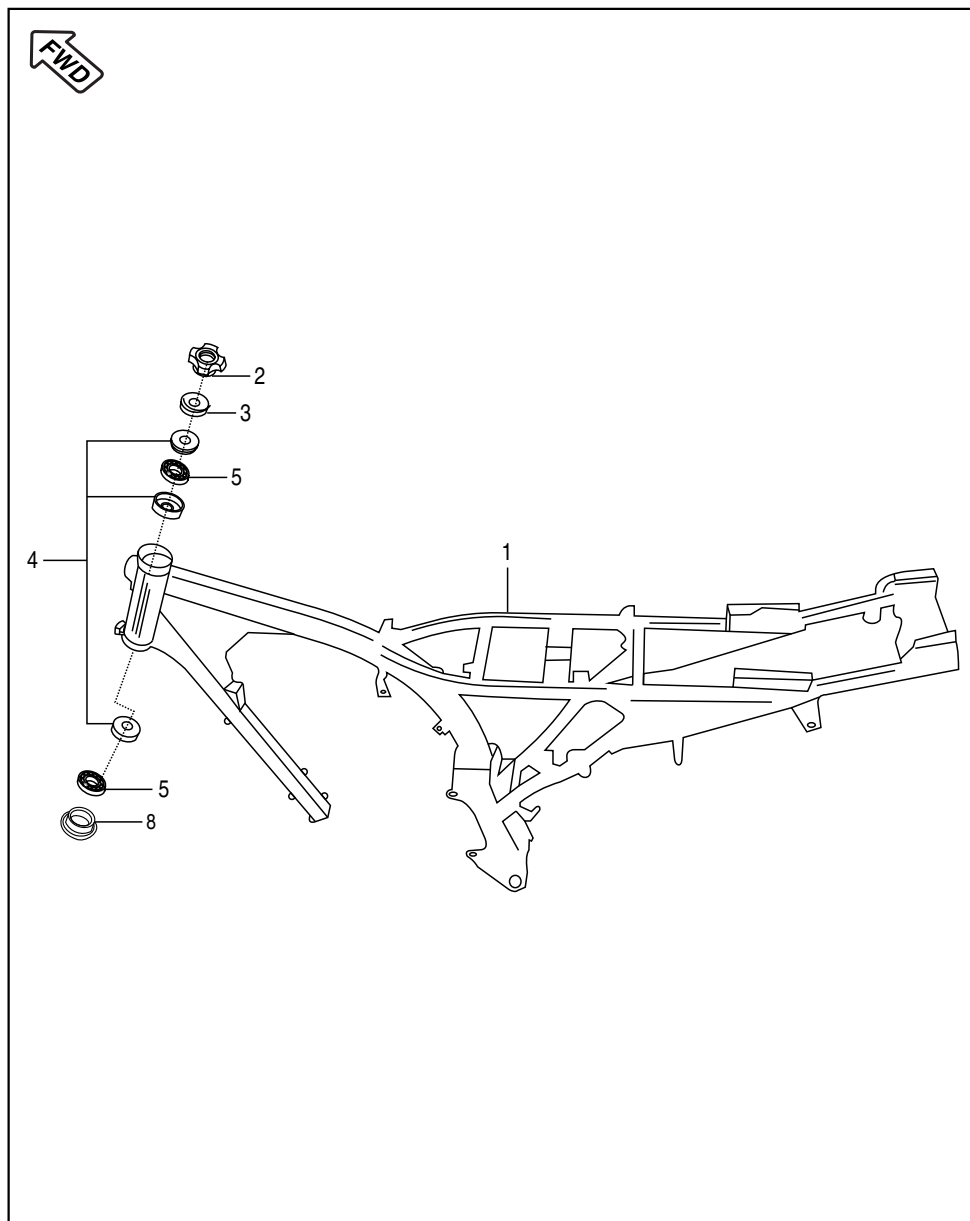
No.	Part No.	Description	Qty.	Remarks
1	JD 1910 00	Seat Assly Complete Front	1	
2	DS 2110 05	Damper	6	
3	JD 1910 03	Seat assly Complete Rear	1	
4	DK 2110 08	Lock Assly Seat Rear	1	
5	39 1902 04	Bolt Flange	2	
6	DK 2110 07	Damper Front	1	
7	JD 1910 06	Damper Round	2	
8	JD 1910 07	Grommet Rider Seat Mounting	1	
9	JD 1910 08	Collar Rider Seat Mounting	1	
10	DJ 1810 77	Special Bolt M-6	1	

## Engine Mountings



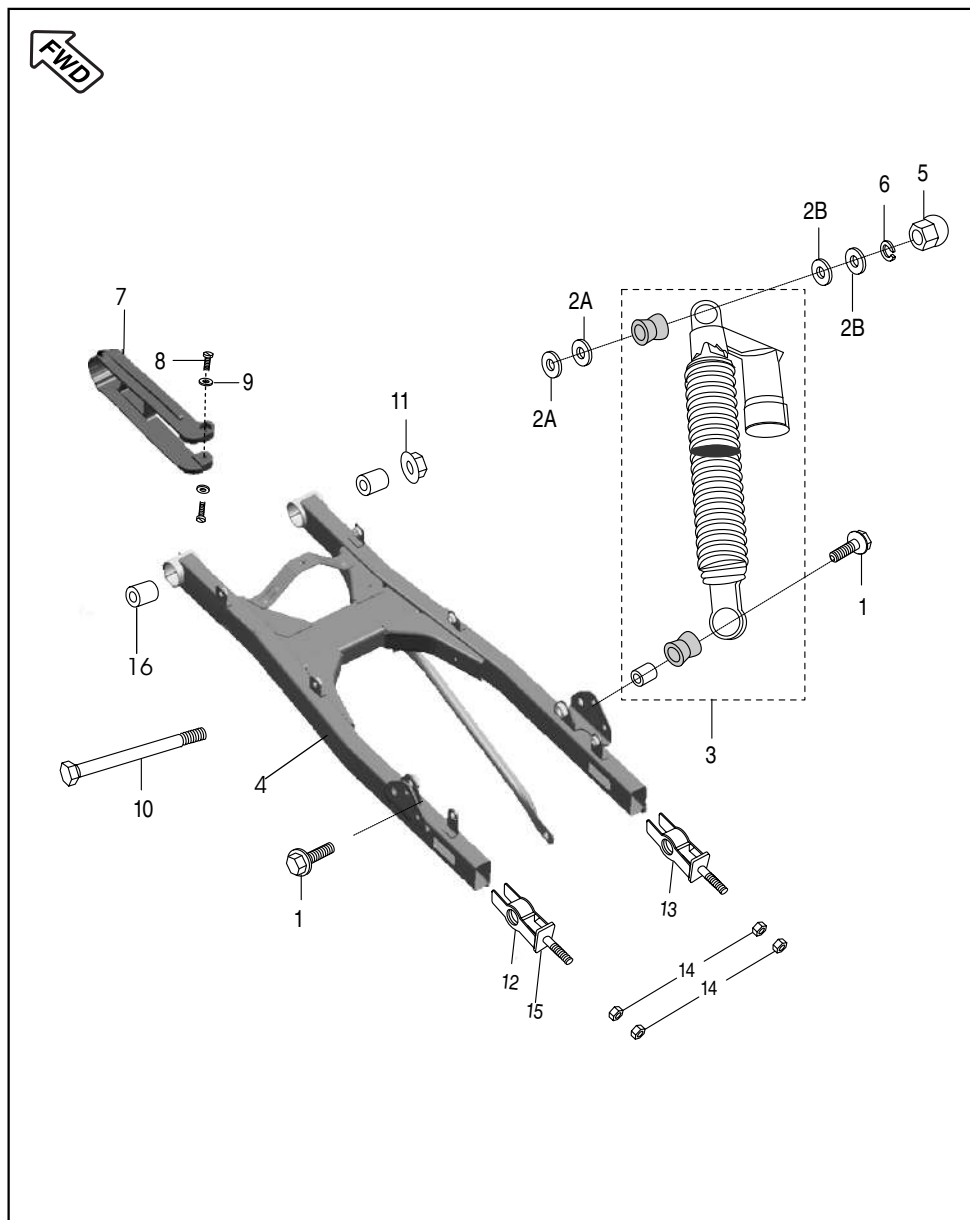
No.	Part No.	Description	Qty.	Remarks
1	JA 1134 03	Flange Bolt M10×10	2	
2	39 1970 15	Nut Flanged	7	
3	39 2312 04	Bolt Flanged	3	
4	39 2498 04	Bolt Flanged	1	
5	JA 1134 04	Bolt Flanged	3	
6	39 2723 15	Flanged Nut	2	
7	JA 1134 02	Bracket Complete Engine Front	1	
8	JD 1134 00	Engine Mounting Bracket Rear Top	2	

## Frame and Frame Fittings



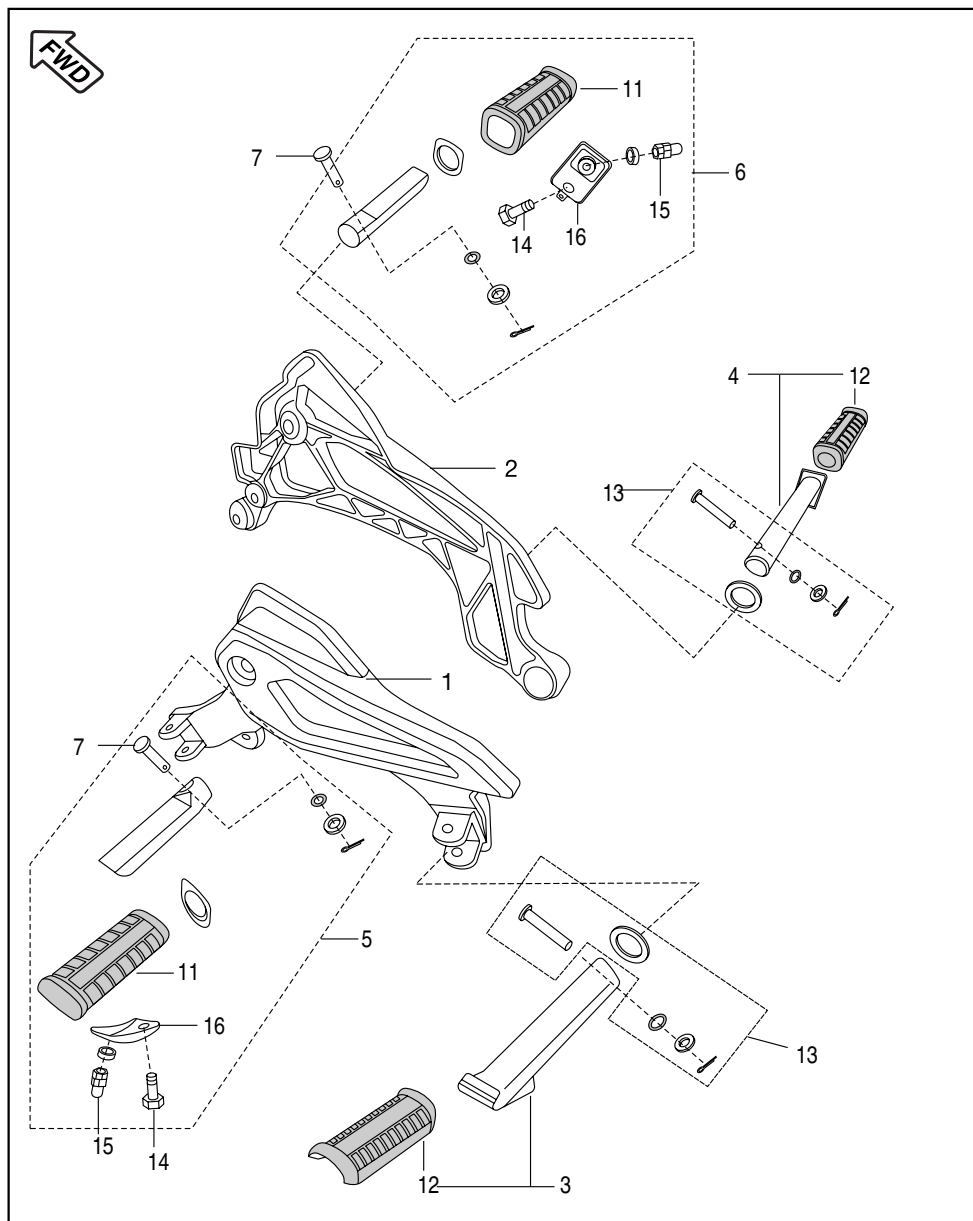
No.	Part No.	Description	Qty.	Remarks
1	JD 1110 01	Frame Assly. Comp.	1	Refer Page No.105
2	30 1810 11	Nut Fork	1	
3	DH 1810 14	Cup - Steering	1	
4	36 Ds18 02	Bearing Cone Kit	1	
5	36 3140 02	Ball Steel Cage Bearing	2	
6	DP 1710 06	Silent Bush	2	N.I.
7	JB 1110 33	Cap Rear Pipe	2	
8	DH 1810 23	Bearing Cone	1	

## Swing Arm / Rear Shock Absorber



No.	Part No.	Description	Qty.	Remarks
1	JB 1220 16	Hex. Bolt/ Flange - M10	2	For RSA
2A	JB 1220 11	Plain washer	4	For RSA
2B	JB 1220 10	Plain Washer	4	
3	JD 1220 03	Rear Shock Absorber	2	
4	JD 1220 09	Swing Arm Assly. Complete	1	
5	JB 1220 09	Domed Cap Nut	2	
6	39 2726 12	Spring Washer	2	
7	JD 1220 13	Chain Slider	1	
8	39 0553 02	Screw	2	For Chain Sider
9	39 0454 11	Plain Washer	2	For Chain Sider
10	JD 1220 02	Shaft Swing Arm	1	
11	JB 1310 19	U Nut M-12	1	
12	DJ 1510 36	Adjuster Chain LH	1	
13	DJ 1510 37	Adjuster Chain RH	1	
14	39 0292 15	Hexagon Nut	4	
15	DJ 1510 47	Plate Chain Adjuster	2	
16	DP 1710 06	Silent Bush	2	

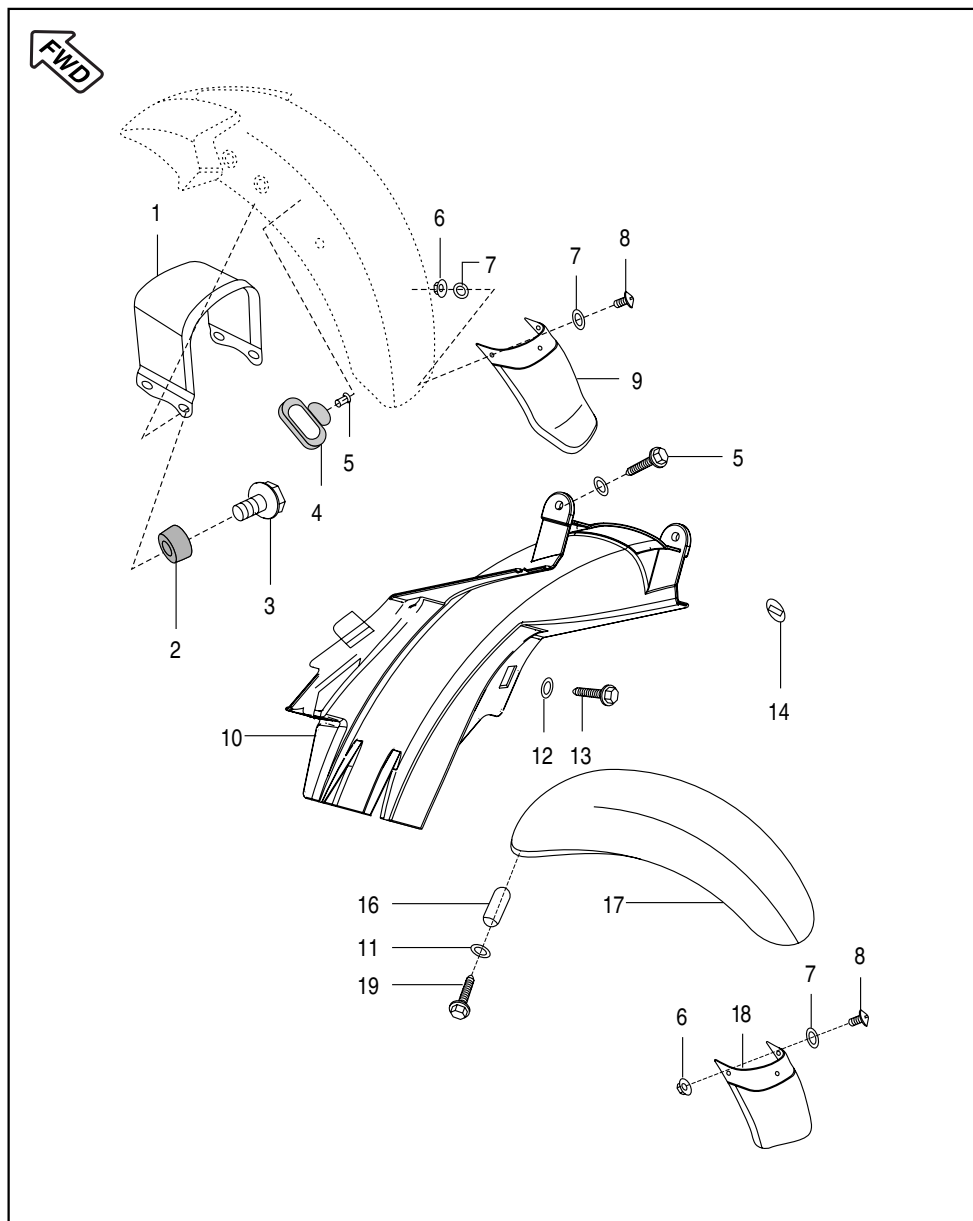
Pillion Foot Rest / Holder



**FWD** Front Wheel Direction

No.	Part No.	Description	Qty.	Remarks
		( For Alluminum Footrest)		
1	JD 1130 02	Holder LH Step	1	Up-to 16.01.2010
2	JD 1130 03	Holder RH Step	1	
3	JD 1130 13	Pillion Footrest LH	1	
4	JD 1130 15	Pillion Footrest RH	1	
5	JD 1130 16	Rider Footrest LH	1	
6	JD 1130 17	Rider Footrest RH	1	
7	JD 1130 19	Pin Footrest	4	
8	JD 1130 24	Lock Plate Footrest	4	
9	JD 1130 14	Ball & Spring Assembly Footrest	4	
10	JD 1130 25	Damper Foot Rest	4	
1	JD 1130 26	Holder LH Step	1	From -17.01.2010
2	JD 1130 27	Holder LH Step	1	
3	DJ 1611 28	Pillion Footrest LH	1	
4	DJ 1611 29	Pillion Footrest RH	1	
5	JD 1130 31	Rider Footrest LH	1	
6	JD 1130 32	Rider Footrest RH	1	
7	DH 1611 57	Pin Footrest	4	
11	DH 1610 53	Rubber - Main Step	2	
12	DJ 1611 22	Rubber - Pillion Step	2	
13	36 Dk00 13	Hardware Kit - Pillion Step	2	
14	22 1504 51	Screw	2	
15	39 1282 15	Nut-Domed Cap	2	
16	DH 1610 56	Plate Lower Main Step	2	

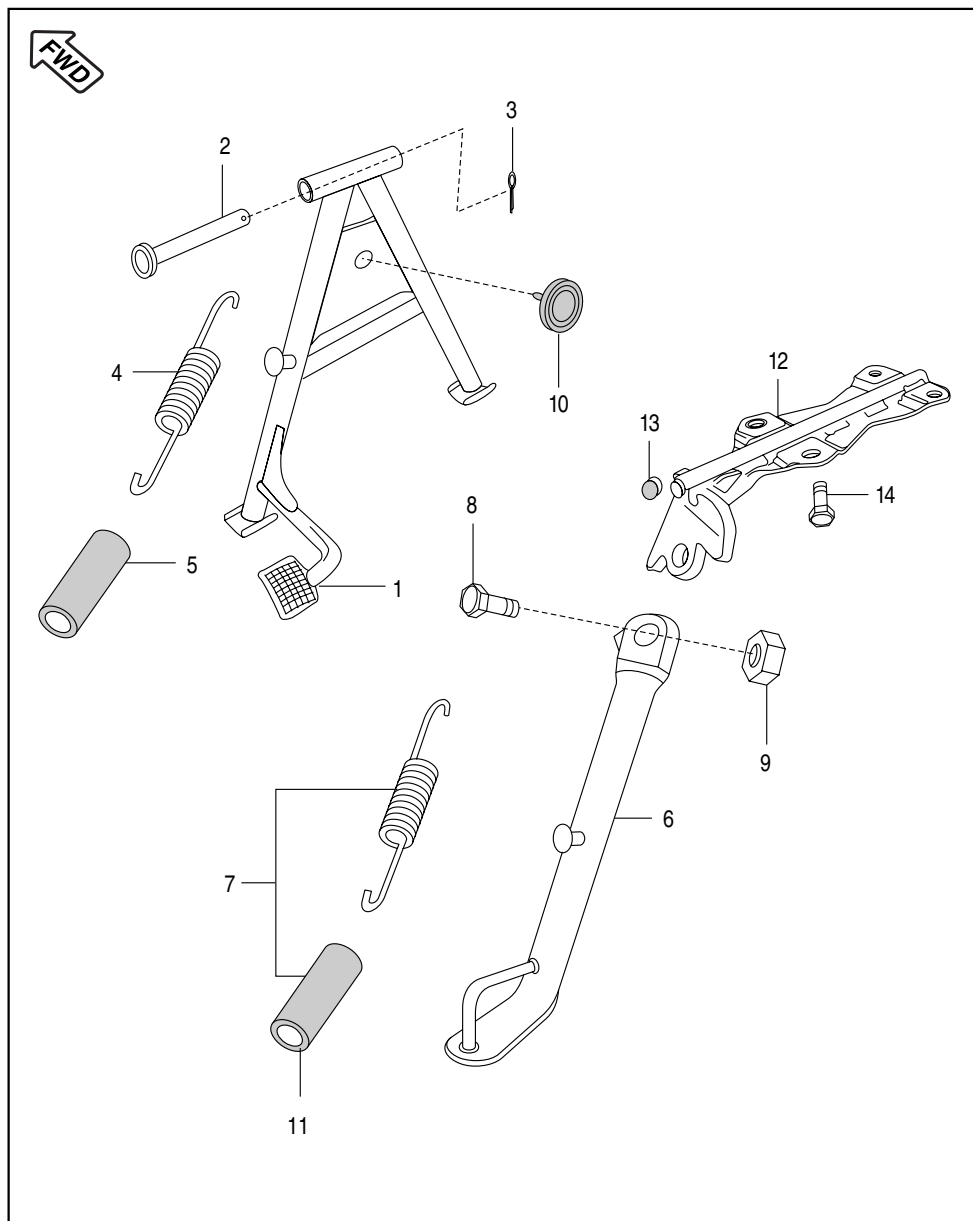
## Mudguard - Front & Rear



**FWD** Front Wheel Direction

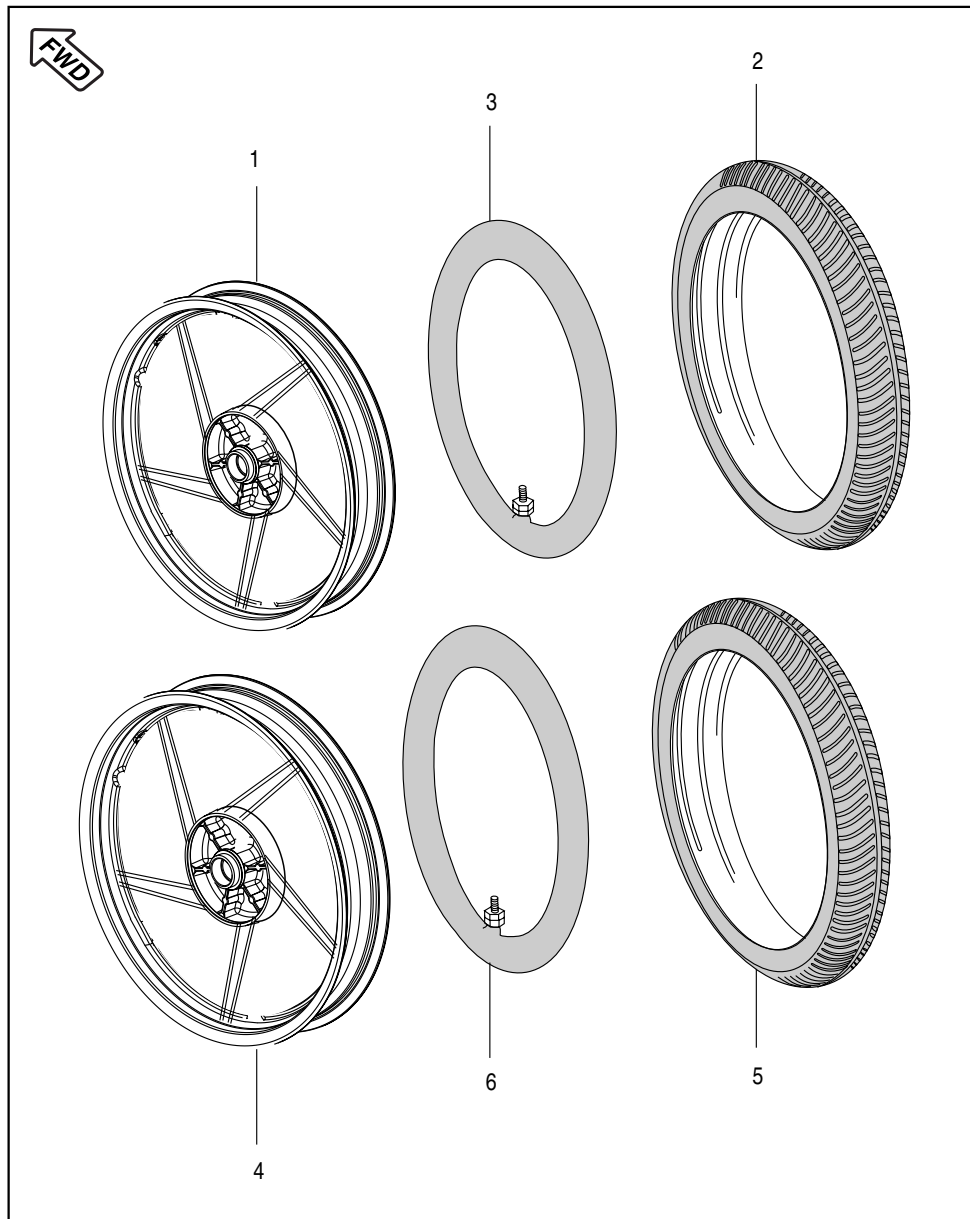
No.	Part No.	Description	Qty.	Remarks
1	JD 1814 01	Brace Fender	1	
2	DJ 1610 91	Grommet Front Fender	4	
3	DG 1810 08	Socket Bolt	4	Fender Front Mounting
4	DS 1611 25	Cable Guide	1	
5	DJ 1610 69	Nail for Cable Guide	1	
6	39 0326 15	Nyloc Nut	6	For Flap Front Fender & Hugger
7	39 0242 11	Washer	6	For Front Rear Fender Mounting
8	39 2420 01	Screw	6	
9	JD 1814 02	Flap Front fender	1	
10	JD 1810 03	Fender Rear Front	1	
11	39 0211 11	Washer Plain	7	Fender Mtg. & Hugger
12	39 1943 04	Flange Bolt	4	Fender Mounting
13	39 1912 04	Bolt M-6	1	
14	DL 1610 15	Grommet	2	For Seat Cowl
15	JD 1318 09	Hose Clamp	1	N.I.
16	JD 1814 05	Sleeve Hugger Mounting	2	
17	JD 1814 04	Hugger	1	
18	JD 1814 06	Mud Flap Fender Rear	1	
19	39 2060 04	Bolt M-6 Hugger Mounting	2	
20	JD 1810 00	Flap LH	1	N.I.
21	JD 1810 01	Flap RH	1	N.I.
22	JD 1810 02	Foam Strip	1	N.I.

## Stand Assembly



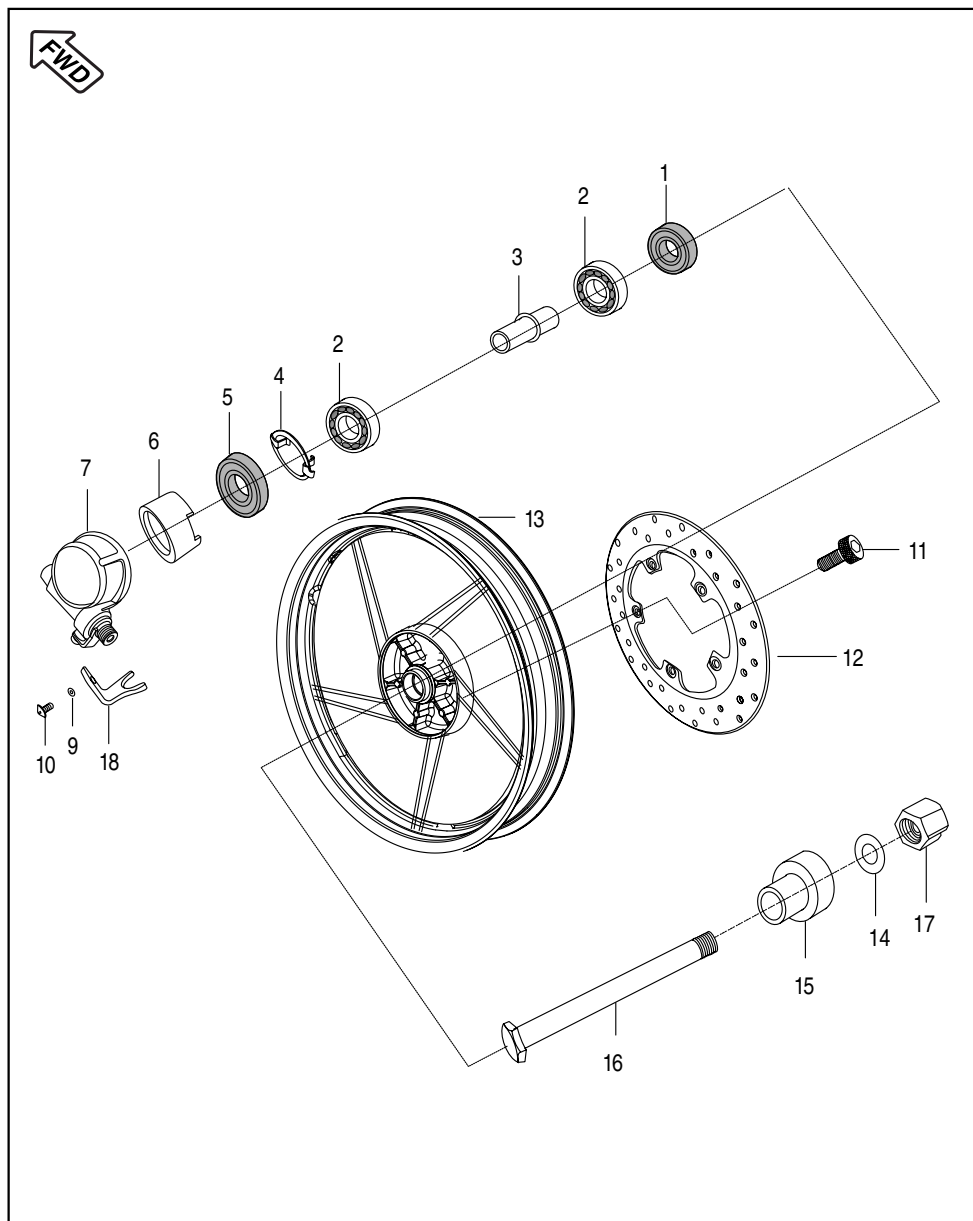
No.	Part No.	Description	Qty.	Remarks
1	JW 1132 00	Center Stand	1	
2	JA 1132 01	Shaft Stand	1	
3	39 0797 08	Pin Cotter	1	
4	DH 1612 39	Spring Main Stand	1	
5	DH 1611 45	Cover Spring Main Stand	1	
6	JD 1132 00	Stand Side	1	
7	DH 1612 40	Spring Side Stand with Cover	1	
8	DF 1611 02	Bolt	1	
9	39 0422 15	Nut	1	
10	DG 1611 24	Damper Main Stand	1	
11	DH 1611 46	Cover Side Stand Spring	1	
12	JD 1132 01	Side Stand Mounting Bracket	1	
13	DH 1613 09	Plug Side Stand Mounting Bolt	2	
14	JA 1130 11	Flange Bolt M-8	4	

Tube / Tyre / Rim



No.	Part No.	Description	Qty.	Remarks
1	JD 1310 02	Wheel Rim Front	1	} Proprietary Items Not Serviceable
2	DS 1510 48	Tyre Front	1	
3	DS 1510 49	Tube Front	1	
4	JW 1312 10	Wheel Rim Rear	1	} Proprietary Items Not Serviceable
5	DS 1510 31	Tyre Rear	1	
6	DS 1510 29	Tube Rear	1	

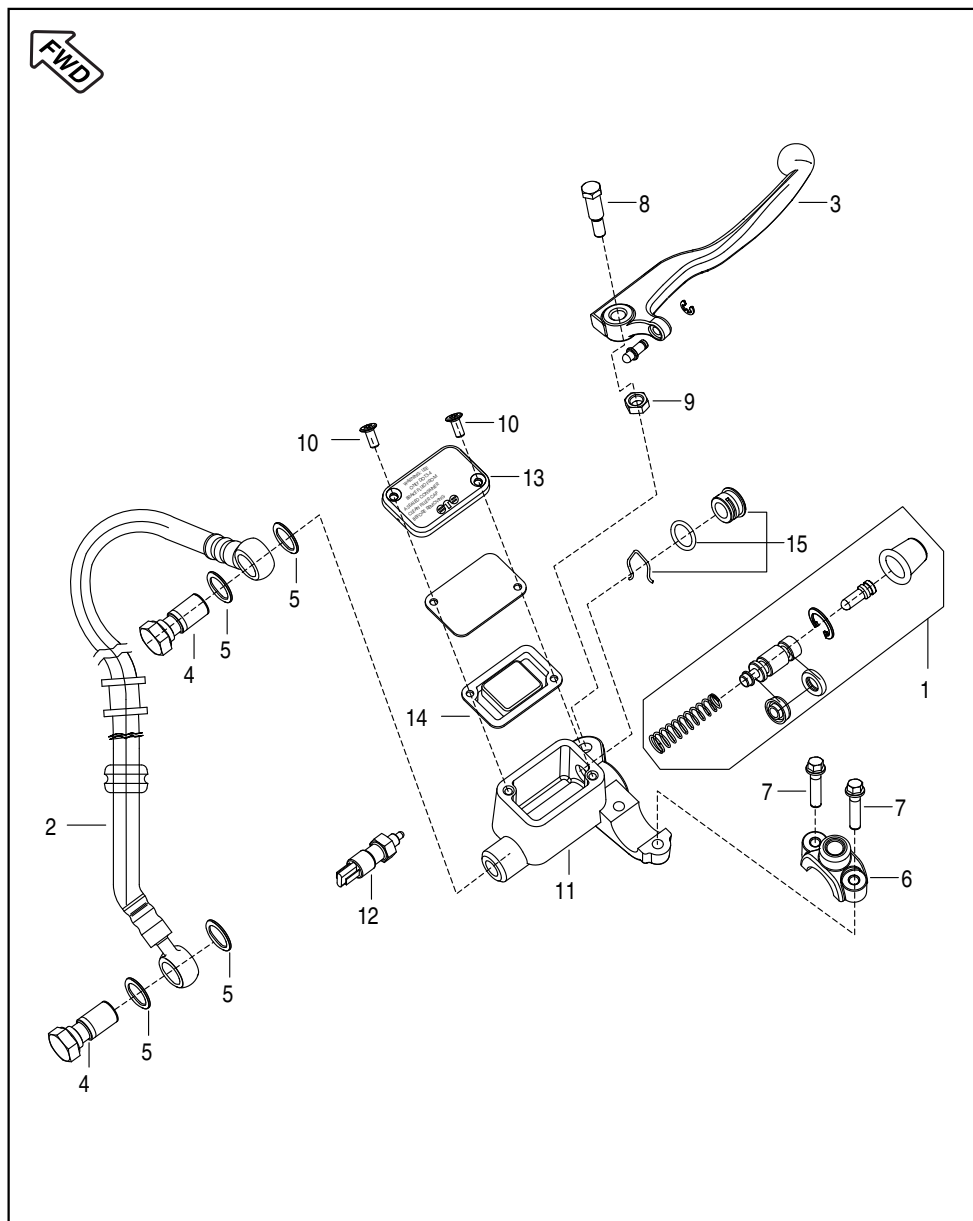




## Front Hub

No.	Part No.	Description	Qty.	Remarks
1	30 1510 33	Seal Oil	1	
2	39 2688 20	Bearing Ball	2	
3	DE 1510 06	Spacer Assly.	1	
4	DE 1510 12	Plate Drive	1	
5	DE 1510 08	Seal Oil	1	
6	DJ 1510 94	Rotor Speedo (Disc)	1	
7	JN 1316 03	Case Meter Assly	1	
8	59 2100 19	'O' Ring	1	For Speed Sensor
9	39 0900 12	Washer Spring	1	
10	39 0840 01	Screw - M4	1	For Bushing Speedo Gear
11	JD 1318 11	Hex. Soc. Head Bolt	5	
12	JD 1318 10	Disc (240 mm Dia)	1	
13	JD 1310 02	Wheel Rim	1	
14	JB 1310 18	Plain Washer	1	
15	JN 1310 03	Spacer	1	
16	JB 1310 17	Axle	1	
17	JB 1310 19	'U' Nut	1	
18	30 1511 18	Stopper for Bushing	1	

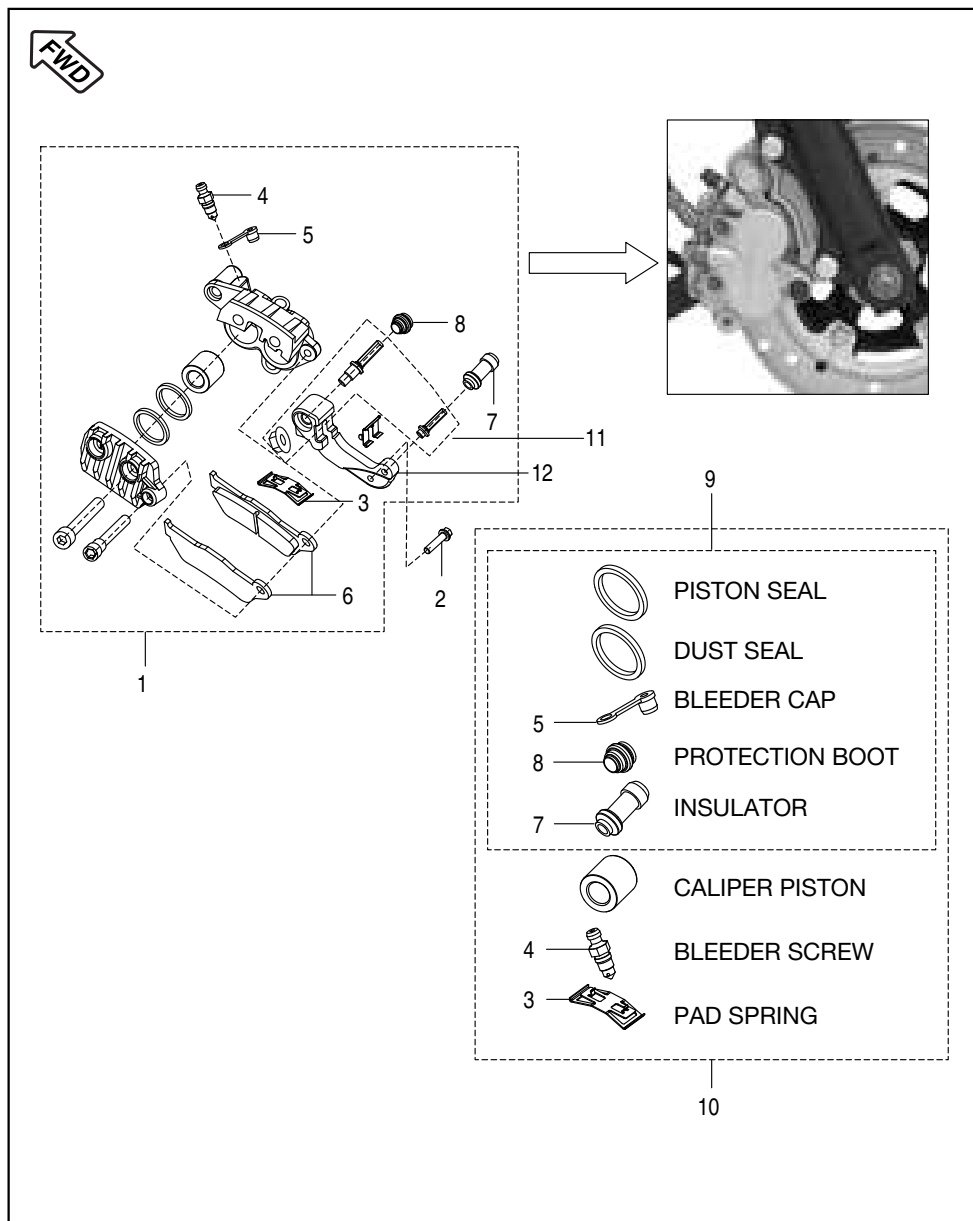
## Front Master Cylinder



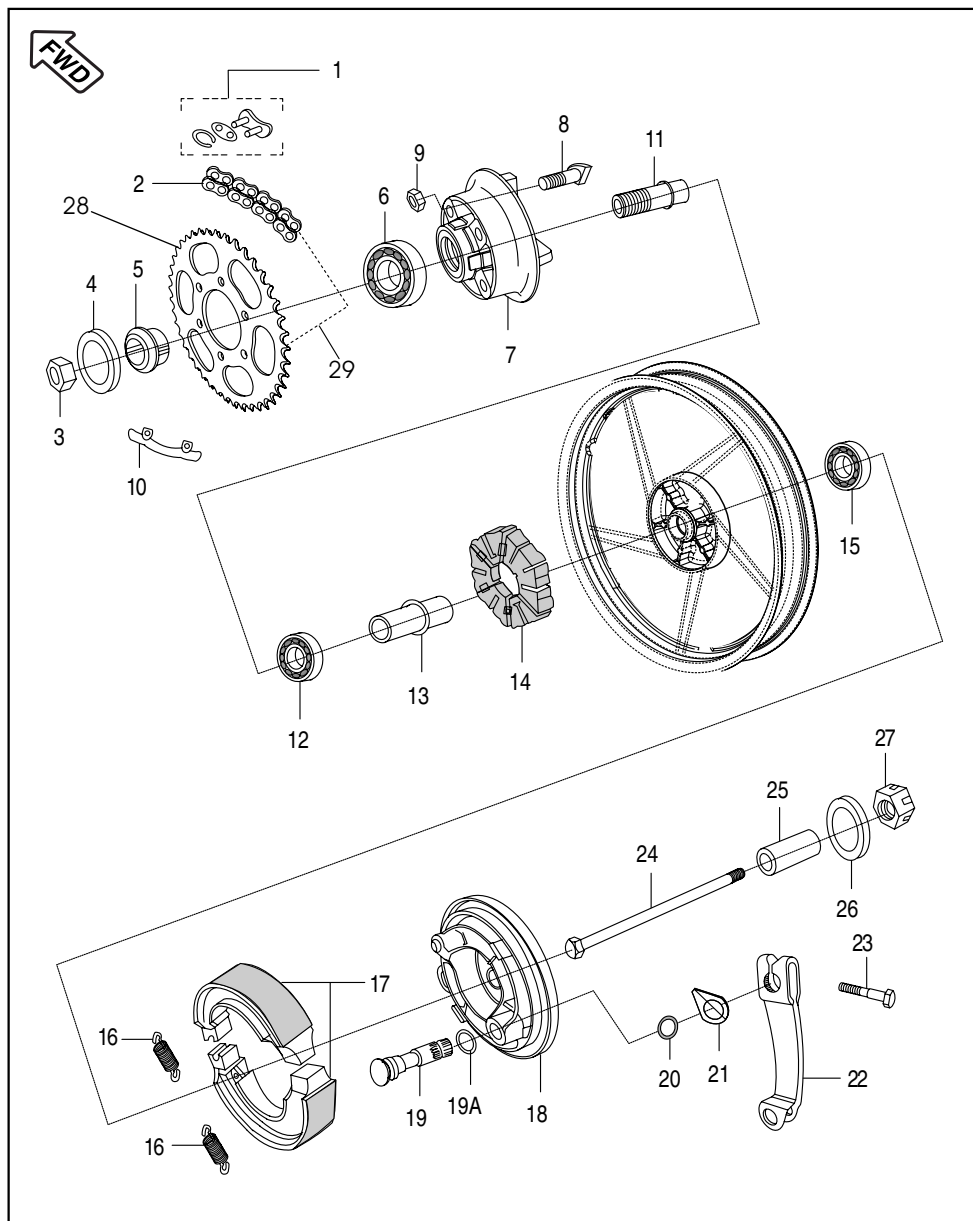
**FWD** Front Wheel Direction

No.	Part No.	Description	Qty.	Remarks
1	DJ 1910 23	Major Kit - Master Cylinder	1	
2	JD 1318 08	Hose Brake Front	1	
3	DJ 1910 57	Lever Grip RH	1	
4	DE 1910 11	Banjo Bolt	2	
5	DE 1910 10	Washer Copper	4	
6	DE 1910 33	Clamp Holder RH	1	
7	39 2121 04	Bolt	2	
8	DJ 1910 29	Bolt Front Brake Lever	1	
9	DJ 1910 30	Nut Flanged	1	
10	DJ 1910 31	Screw	2	
11	DJ 1910 56	Cylinder Master with Lever	1	
12	DJ 2011 09	Front Brake Switch	1	
13	DE 1910 29	Reservoir Cover	1	
14	DE 1910 28	Diaphragm	1	
15	36 DH19 02	'O' Ring Master Cylinder Kit	1	
16	DJ 2011 08	Cable Assly For Switch	1	N.I.

# Front Disc Brake



No.	Part No.	Description	Qty.	Remarks
1	JN 1318 06	Caliper Assly. Front	1	
2	DP 1510 18	Bolt Flanged Caliper Mounting	2	
3	DE 1510 48	Spring Pad	1	
4	DE 1510 46	Bleeder Screw	1	
5	DE 1510 47	Bleeder Cap	1	
6	JW 1318 07	Disc Pad Set	1	
7	DJ 1510 72	Protection Boot (8 mm Dia)	1	
8	DJ 1510 73	Protection Boot (9 mm Dia)	1	
9	DJ 1510 74	Minor Kit - Caliper	1	
10	DJ 1510 75	Major Kit - Caliper	1	
11	JW 1318 10	Anchor Pin Kit	1	
12	DE 1510 33	Holder Bracket	1	
13	DE 1510 34	Piston for Caliper	1	Not Serviceable
14	DE 1510 35	Piston Seal - KBX	1	Not Serviceable
15	DE 1510 36	Scraper Ring - KBX	1	Not Serviceable

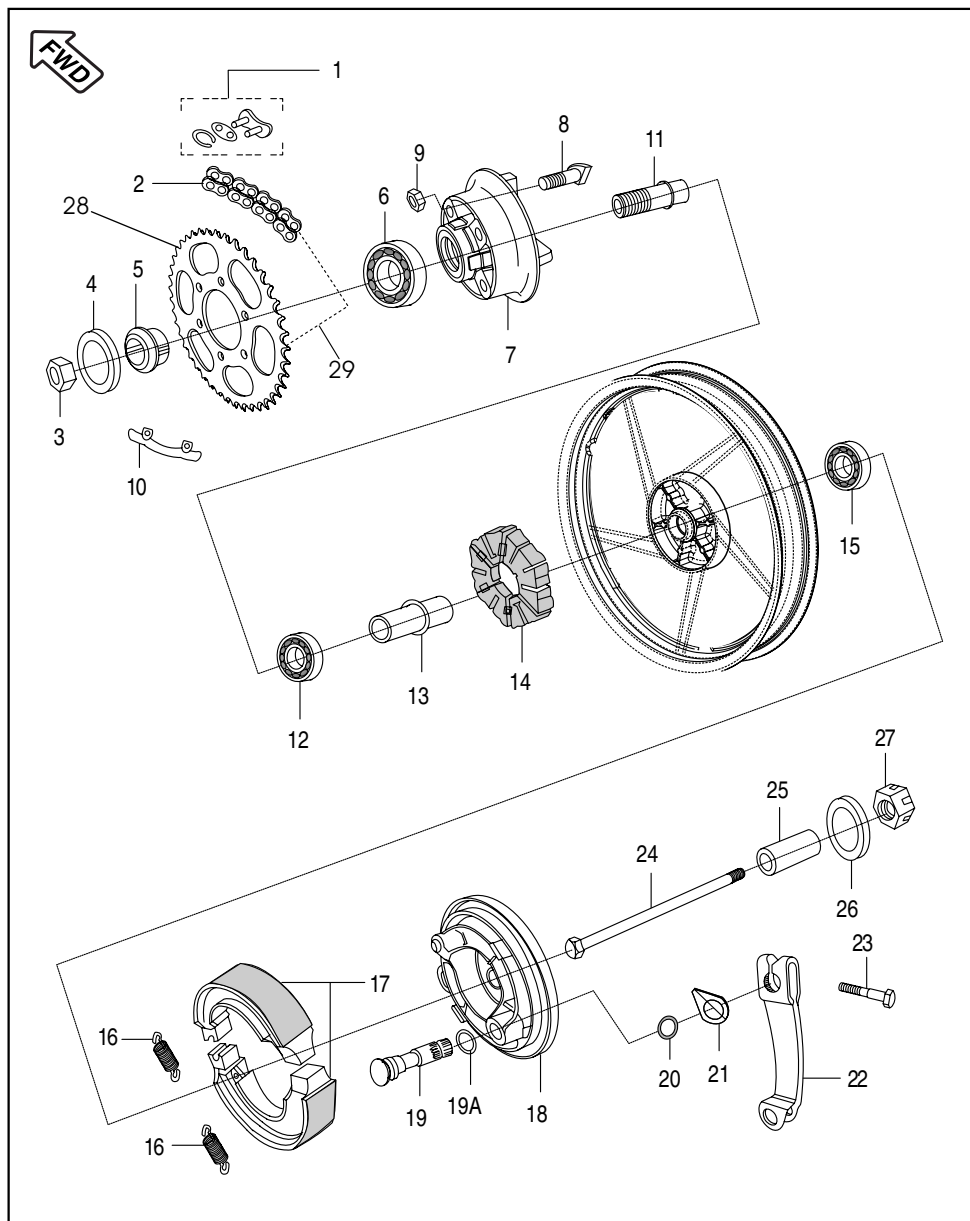


**FWD** Front Wheel Direction

## Rear Hub

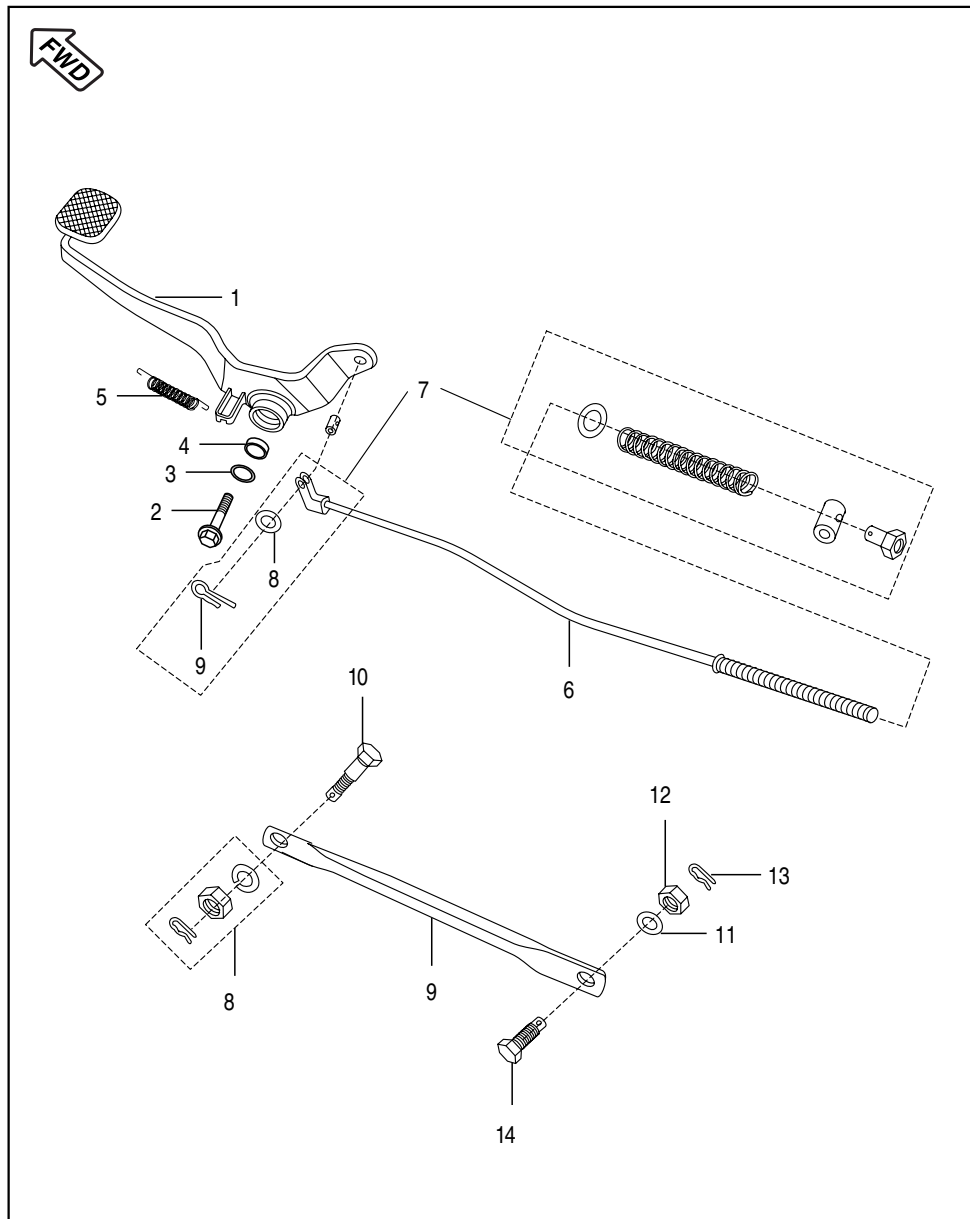
No.	Part No.	Description	Qty.	Remarks
1	JD 1410 03	Chain Link Lock Set	1	
2	JD 1410 01	Chain ( 130 Link 'O' ring)	1	
3	39 0801 15	Nut	1	
4	LD B000 01	Plain washer	2	
5	JD 1312 10	Collar Assly.	1	
6	39 2240 20	Bearing ball	1	
7	JN 1312 03	Coupling 4 Rubber	1	
8	DS 1510 73	Stud M-10	4	
9	39 0794 15	Hex. lock nut	4	
10	DS 1510 74	Washer	2	
11	DX 1510 22	Sleeve	1	
12	39 2686 20	Bearing Ball	1	
13	30 1510 75	Collar Bearing	1	
14	DJ 1510 88	Damper	1	
15	39 2687 20	Bearing Ball	1	
16	30 1510 69	Spring	2	
17	30 1511 05	Shoe Brake Assly	2	
18	DJ 1510 92	Panel Rear Brake	1	
19	30 1510 11	Cam Brake	1	
19A	39 0722 11	Plain Washer	1	
20	30 1510 38	Ring 'O'	1	

## Rear Hub



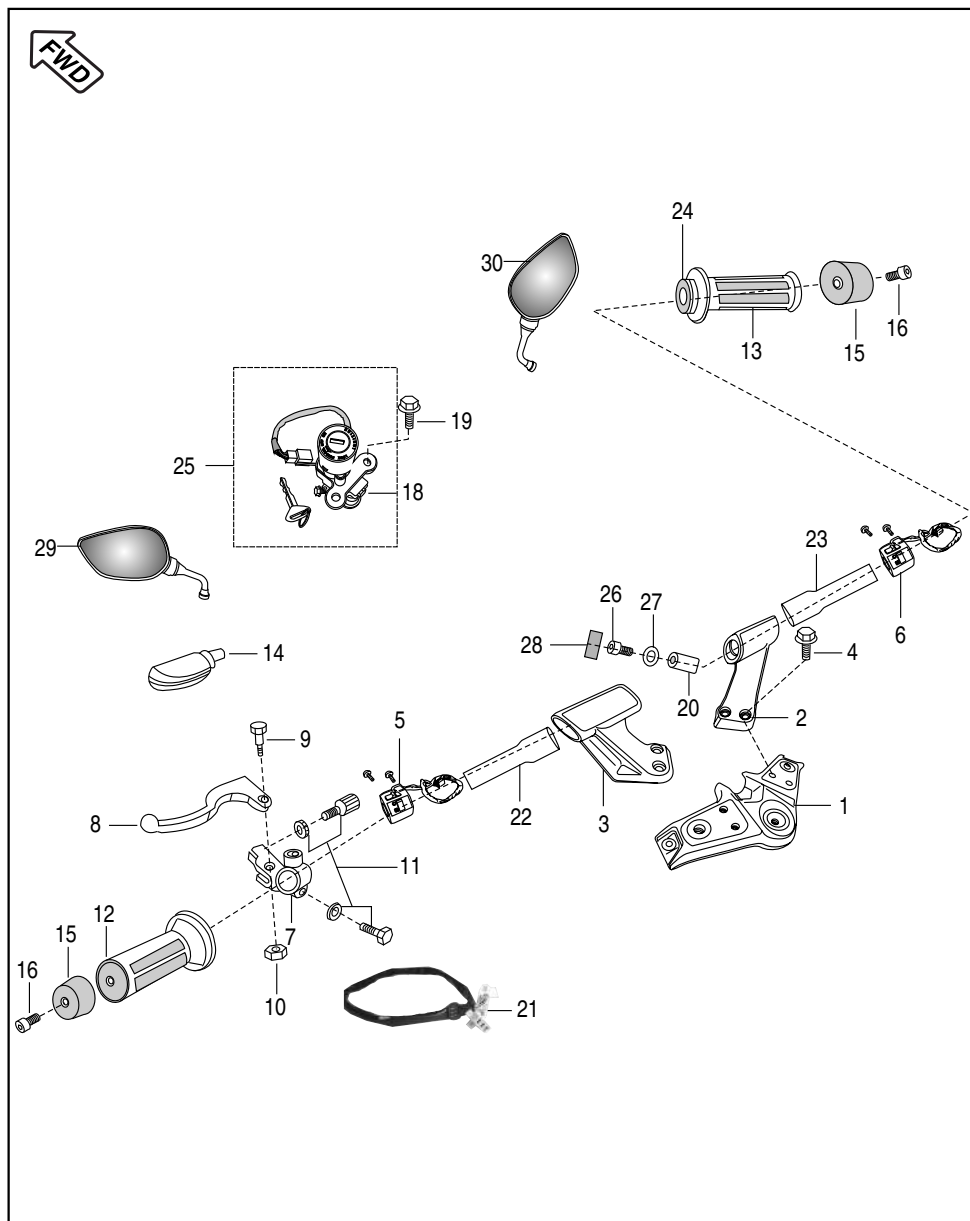
No.	Part No.	Description	Qty.	Remarks
21	30 1510 05	Indicator	1	
22	JD 1316 01	Lever Brake	1	
23	39 2447 04	Bolt	1	
24	JD 1312 13	Rear Axle	1	
25	JD 1312 12	Sleeve	1	
26	LD B000 02	Plain washer	1	Refer Page No.109
27	DJ 1710 33	'U' nut	1	
28	DJ 1510 86	Sprocket 43 T - 4 Rubber	1	
29	36 JE00 14	Kit Chain Sprocket 'O' Ring Type	1	

## Rear Brake Pedal



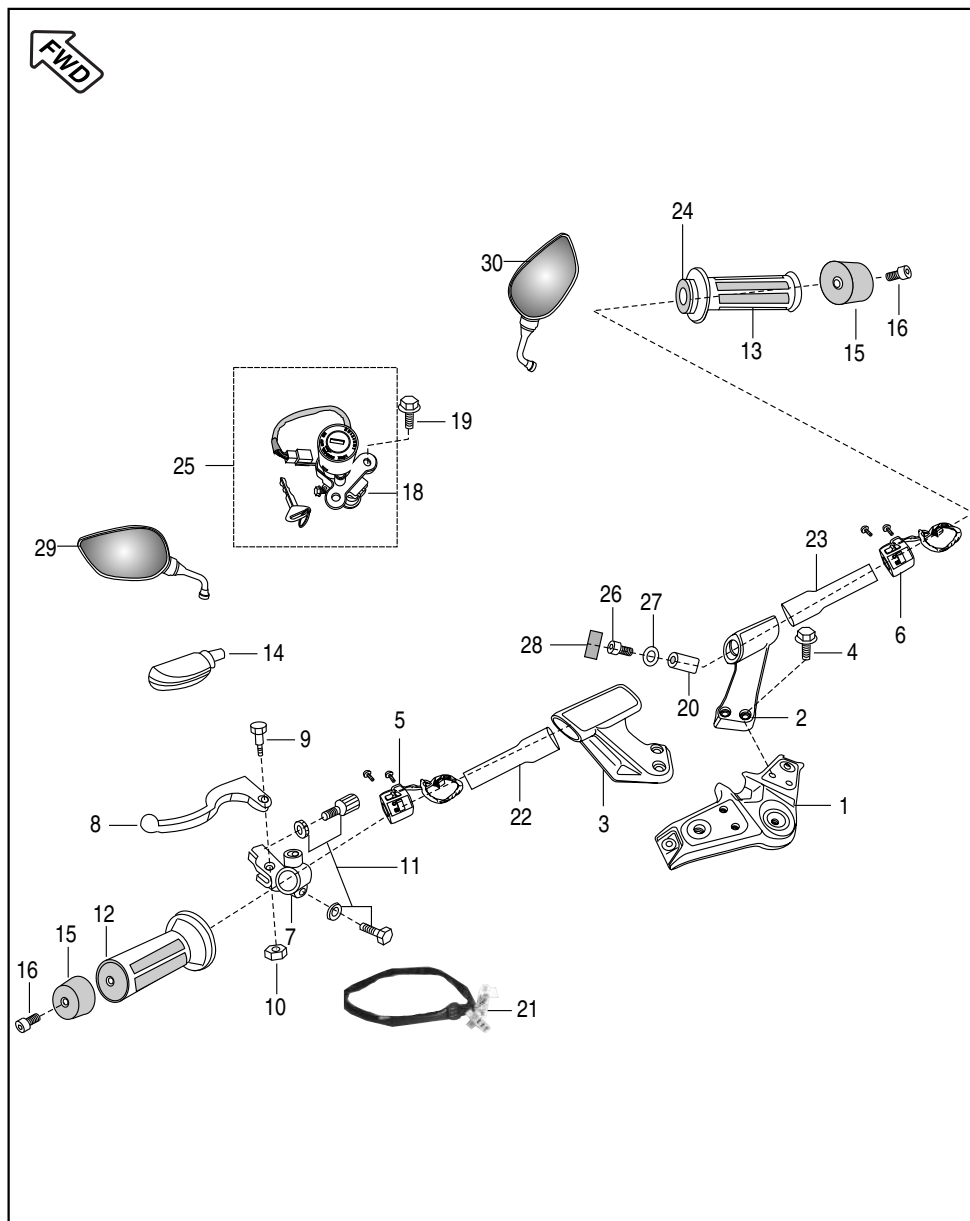
No.	Part No.	Description	Qty.	Remarks
1	JD 1610 01	Brake Pedal	1	
2	JC 1910 09	Hex. Bolt	1	
3	JK 1610 00	Washer	1	
4	39 1998 19	Oil Seal	2	
5	JD 1610 02	Brake Pedal Spring	1	
6	JD 1610 03	Rod Brake	1	
7	36 DK00 17	Brake Adjuster Kit	1	
8	36 DK00 18	Torque Rod Hardware Kit	1	
9	JD 1220 04	Rod Torque	1	
10	DH 1510 29	Step Bolt	1	
11	39 0789 12	Spring Washer	1	
12	39 0694 15	Nut Hex. Lock	1	
13	39 0807 08	Pin Snap	1	
14	30 1510 96	Hex. Bolt	1	

# Handle Bar Assly



No.	Part No.	Description	Qty.	Remarks
1	JD 1510 15	Upper Bracket	1	
2	JD 1510 17	Holder Handle RH	1	
3	JD 1510 16	Holder Handle LH	1	
4	DG 1810 08	Socket Bolt	4	
5	JF 4014 00	Control Switch LH	1	
6	JF 4014 01	Control Switch RH	1	
7	DJ 1910 54	Holder LH	1	
8	DJ 1910 55	Lever LH	1	
9	DL 1910 14	Stud Lever Handle	1	
10	30 1910 17	Self Locking Nut	1	
11	DD 1911 47	Adjusting Screw	1	
12	DH 1910 07	Grip LH	1	
13	DH 1910 08	Grip assly. RH	1	
14	DS 1910 52	Boot for lever LH	1	
15	DH 1810 22	Handle bar weight	2	
16	39 2427 04	Hex. Soc. Hd. Cap Screw	2	
17	DS 1910 52	Lever Boot for Clutch Switch	1	N.I.
18	JB 4014 02	Switch Assly. Ignition	1	
19	39 1943 04	Flange Bolt	2	
20	DK 1810 31	Bush Silent Handle Bar Tube	2	

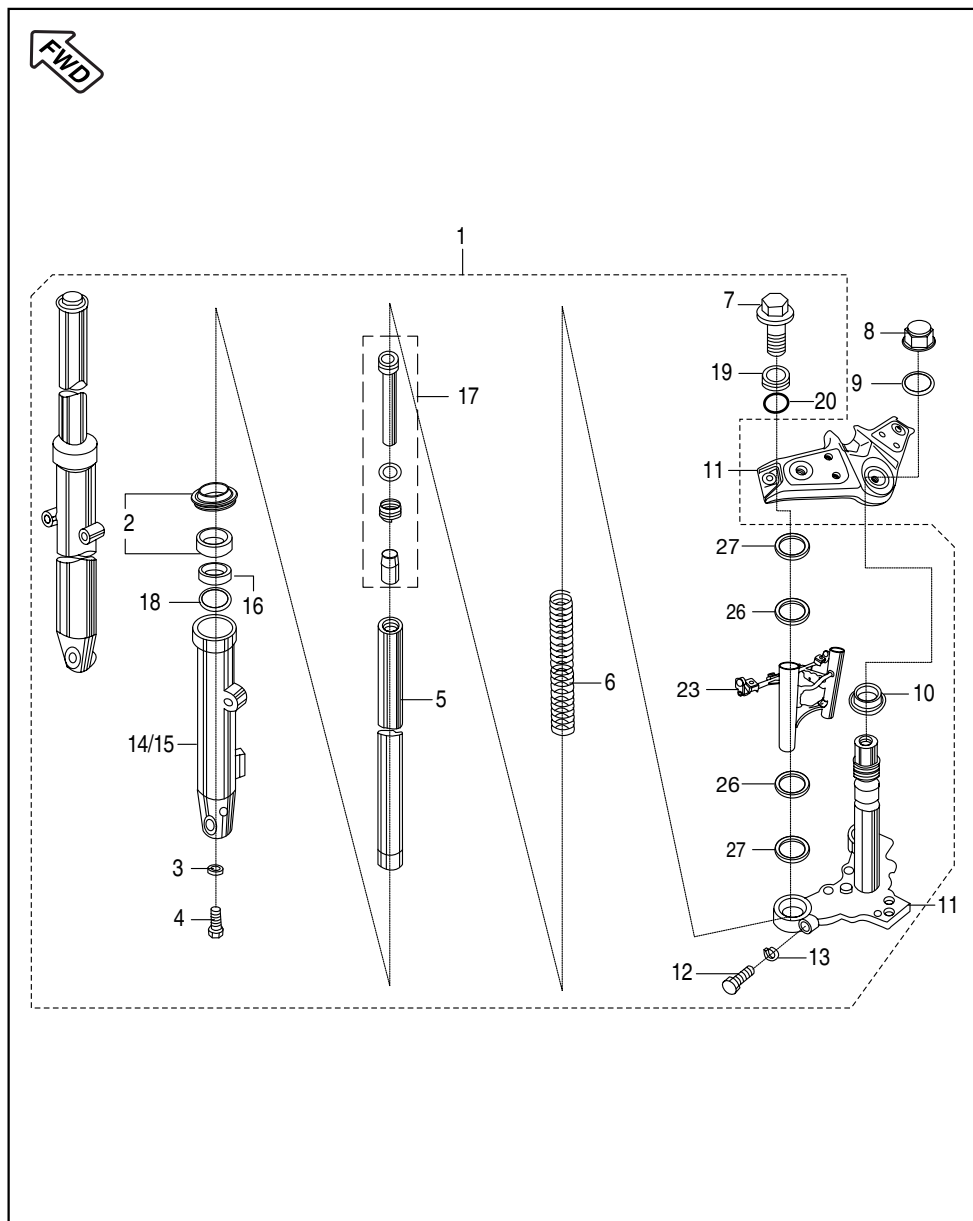
# Handle Bar Assly



No.	Part No.	Description	Qty.	Remarks
21	DJ 2011 95	Clutch Switch	1	N.I.
22	JD 1510 34	Handle bar tube assly. LH	1	
23	JD 1510 35	Handle bar tube assly. RH	1	
24	DH 1910 17	Pipe throttle	1	
25	JW 2326 01	Lock set 4 in 1	1	
26	DK 1810 58	Bolt	2	
27	39 1180 11	Washer	2	
28	JD 1510 32	Rubber Plug	2	
29	JD 2316 00	Mirror Assly. LH	1	
30	JD 2316 01	Mirror Assly. RH	1	

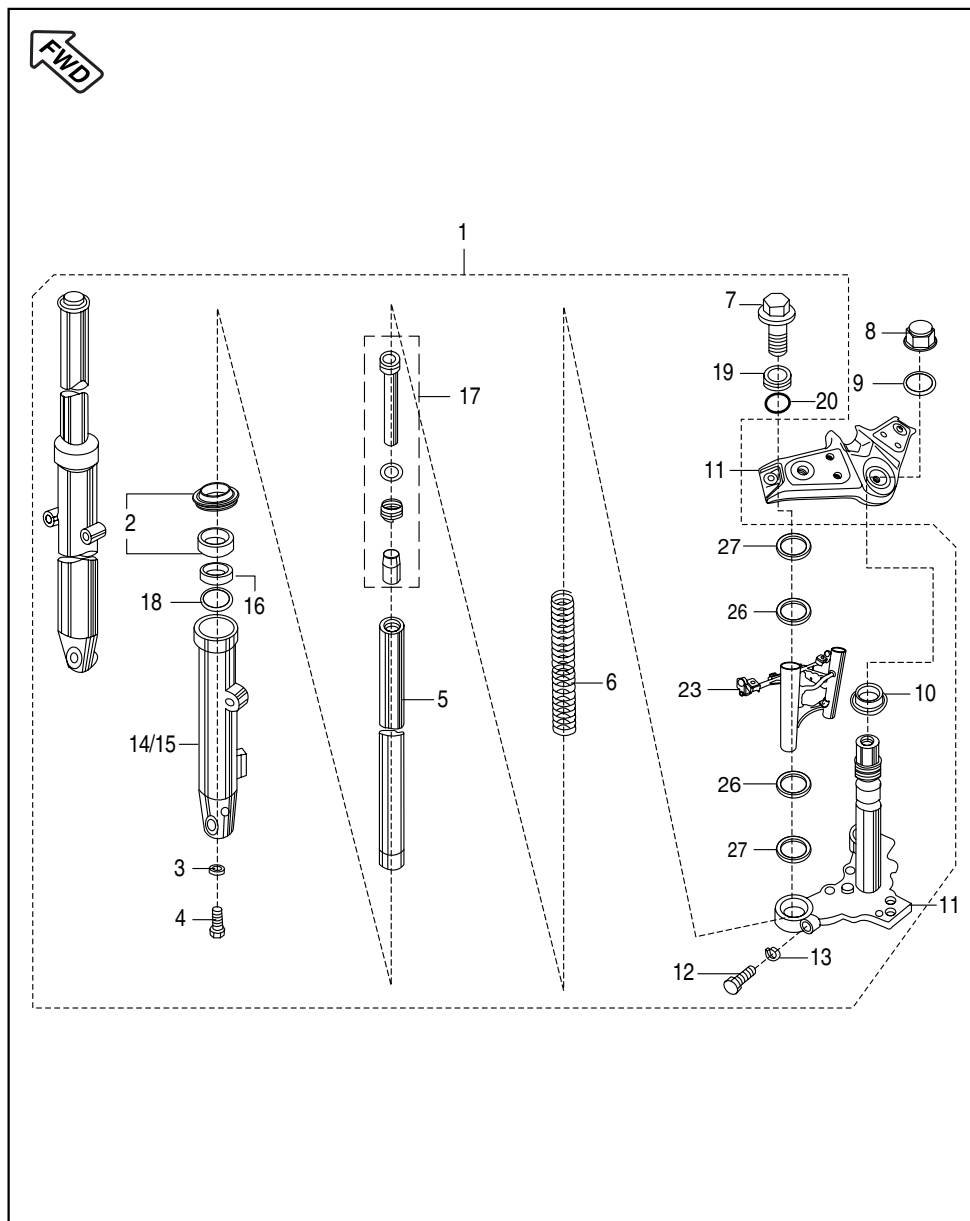


## Front Fork

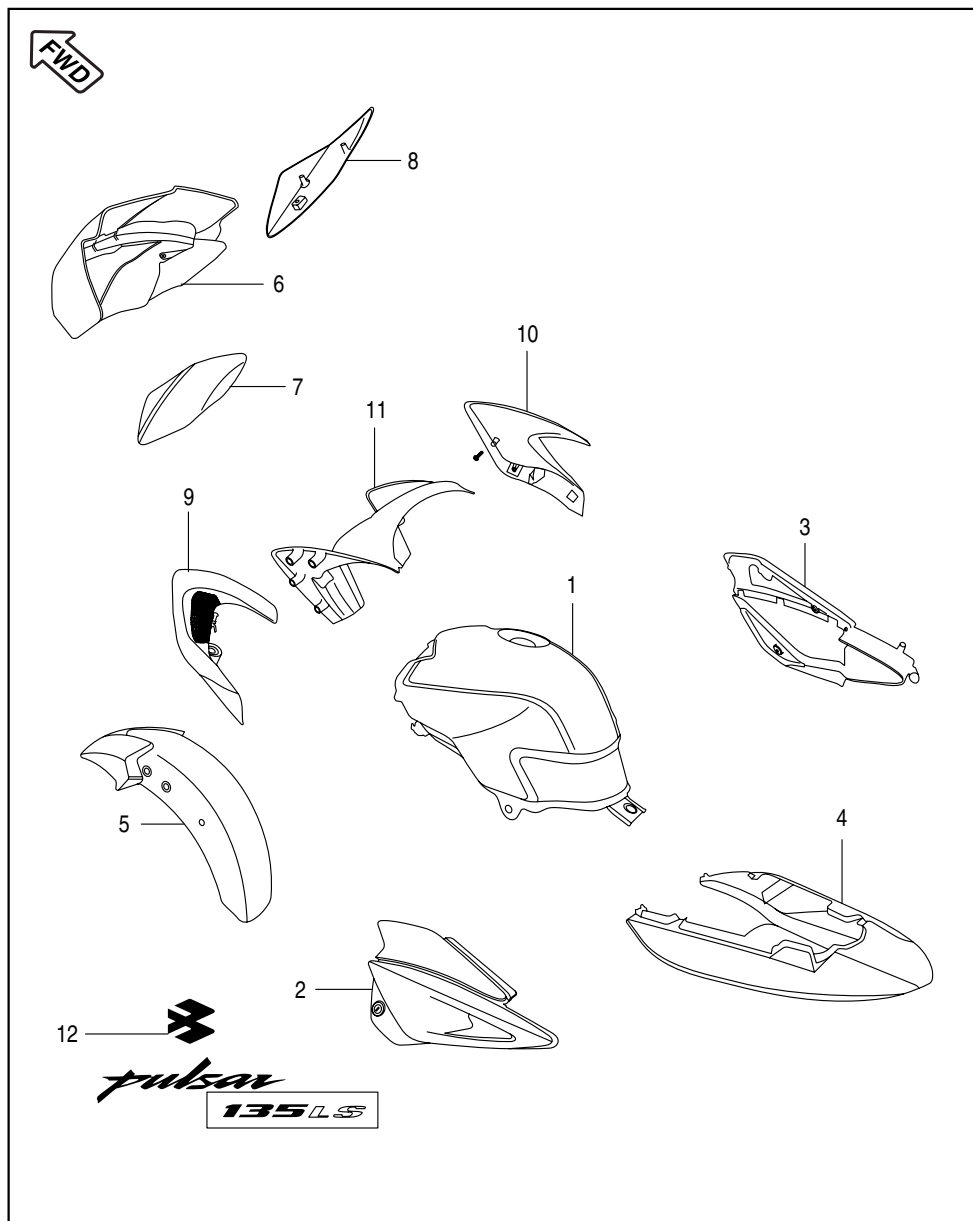


No.	Part No.	Description	Qty.	Remarks
1	JD 1510 00	Fork Front	1	
2	36 DZ00 20	Front Fork Seal Kit	1	
3	30 1810 26	Gasket	2	
4	30 1810 25	Bolt	2	
5	JD 1510 26	Fork Inner Pipe	2	
6	DJ 1811 04	Spring Front Fork	2	
7	DJ 1510 31	Bolt upper bkt.	2	Hex Head Bolts With Washer
8	DS 1810 15	Cap Nut Fork	1	
9	DS 1810 16	Plain Washer	1	For Cap Nut
10	36 DS18 02	Bearing Cone Kit	1	
11	JD 1510 29	Under Bracket Fork	1	
12	39 1181 01	Bolt	2	
13	DM 1810 10	Washer	2	
14	JD 1510 03	Outer Tube LH	1	with Guide Bush
15	JD 1510 04	Outer Tube RH	1	
16	JK 1210 07	Anti Friction Bush	2	
17	JD 1510 39	Cylinder Complete Fork	2	
	JD 1210 02	Pipe Seat with Piston Ring	2	From 13-02-2010
18	JK 1210 09	Washer Anti Friction Bush	2	
19	JD 1510 28	Bolt Fork	2	
20	30 1810 29	'O' Ring	2	

# Front Fork



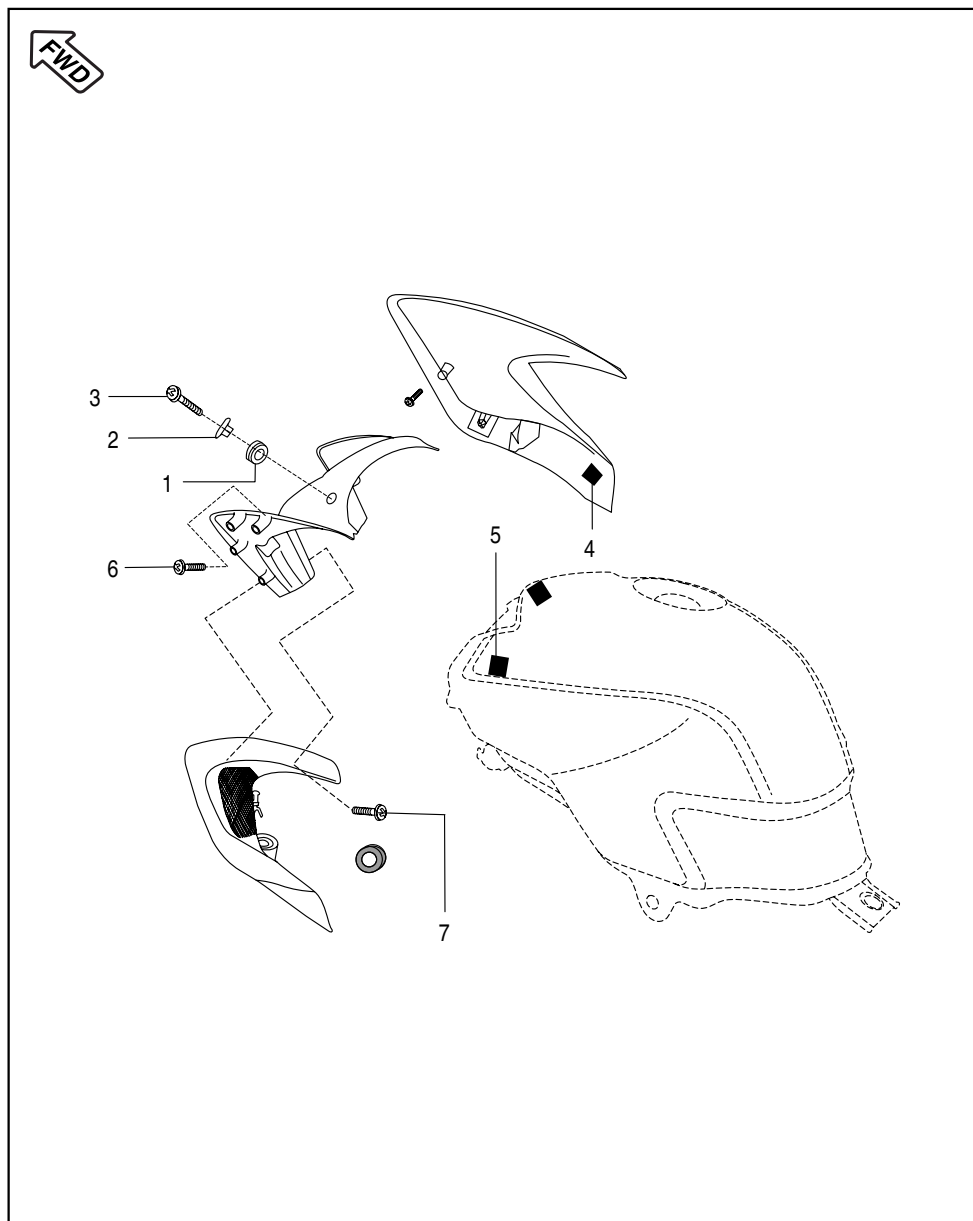
No.	Part No.	Description	Qty.	Remarks
21	JB 1510 22	Speed Sensor Cable Bracket	1	N.I.
22	39 1943 04	Bolt Flanged	1	N.I. for Speedo Sensor Cable Bracket Mounting
23	JD 1510 06	Lamp Shade Assembly	1	
24	DJ 1810 64	Grommet Head Lamp Mounting	1	N.I. Mtg. Lamp Shade
25	DJ 1810 29	Collar Head Lamp Mounting	4	N.I. Mtg. Lamp Shade
26	DJ 1810 52	Cover Trail 'B'	4	
27	DJ 1810 85	Cushion Rubber	4	



## Painted Parts and Decals

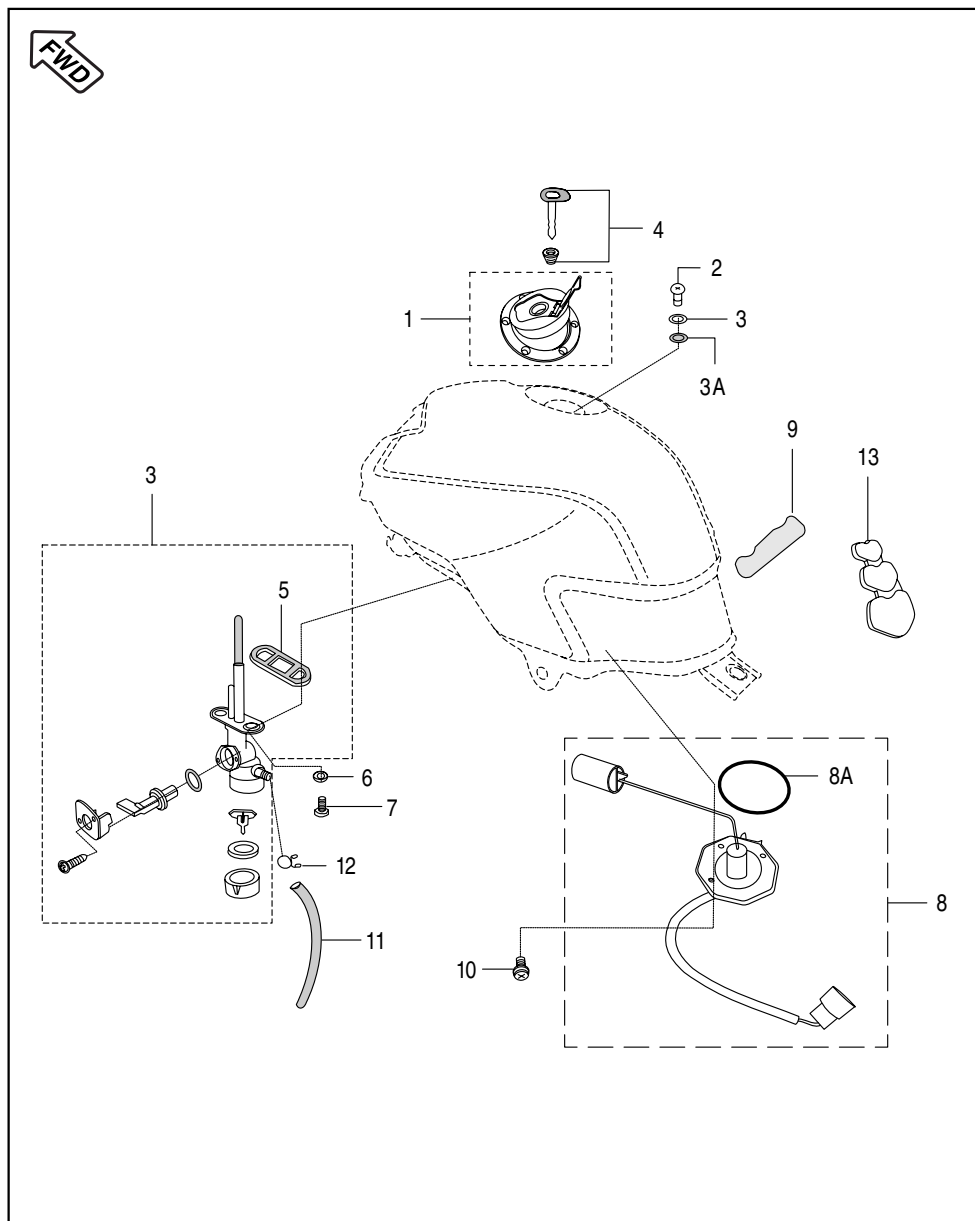
No.	Part No.	Description	Qty.	Remarks
1	JD 7103 4R	Fuel Tank with New Decal Pass Red	1	
	JD 7103 4M	Fuel Tank with New Decal Mid Black	1	
2	52 JD00 61	Side Cover LH Assembly	1	Silver Painted
3	52 JD00 62	Side Cover RH Assembly	1	Silver Painted
4	JD 7601 4R	Seat Cowl Assembly	1	Passion Red
	JD 7601 4M	Seat Cowl Assembly	1	Mid Black
5	JD 7202 4R	Fender Front	1	Passion Red
	JD 7202 4M	Fender Front	1	Mid Black
6	52 JD00 67	Windshield with mask	1	Black With Blue Decals
7	JD 7301 4R	Cowling LH	1	Passion Red
	JD 7301 4M	Cowling LH	1	Mid Black
8	JD 7302 4R	Cowling RH	1	Passion Red
	JD 7302 4M	Cowling RH	1	Mid Black
9	JD 7401 4R	Tank Spoiler LH	1	Passion Red
	JD 7401 4M	Tank Spoiler LH	1	Mid Black
10	JD 7402 4R	Tank Spoiler RH	1	Passion Red
	JD 7402 4M	Tank Spoiler RH	1	Mid Black
11	JD 7403 4R	Central Spoiler	1	
	JD 7403 4M	Central Spoiler	1	
12	JD 2330 13	Tank Decal Pulsar LH/RH Red	2	Non Chrome
	JD 2330 15	Seat Cowl Decal LH/RH Red	2	Non Chrome
	JD 2330 18	4 Valve Decal LH Red	1	Non Chrome
	JD 2330 19	4 Valve Decal RH Red	1	Non Chrome
13	JD 2330 12	Tank Decal Pulsar LH/RH Black	2	Non Chrome
	JD 2330 14	Seat Cowl Decal LH/ RH Red	2	Non Chrome
	JD 2330 16	4 Valve Decal LH Black	1	Non Chrome
	JD 2330 17	4 Valve Decal RH Black	1	Non Chrome

# Petrol Tank Spoiler



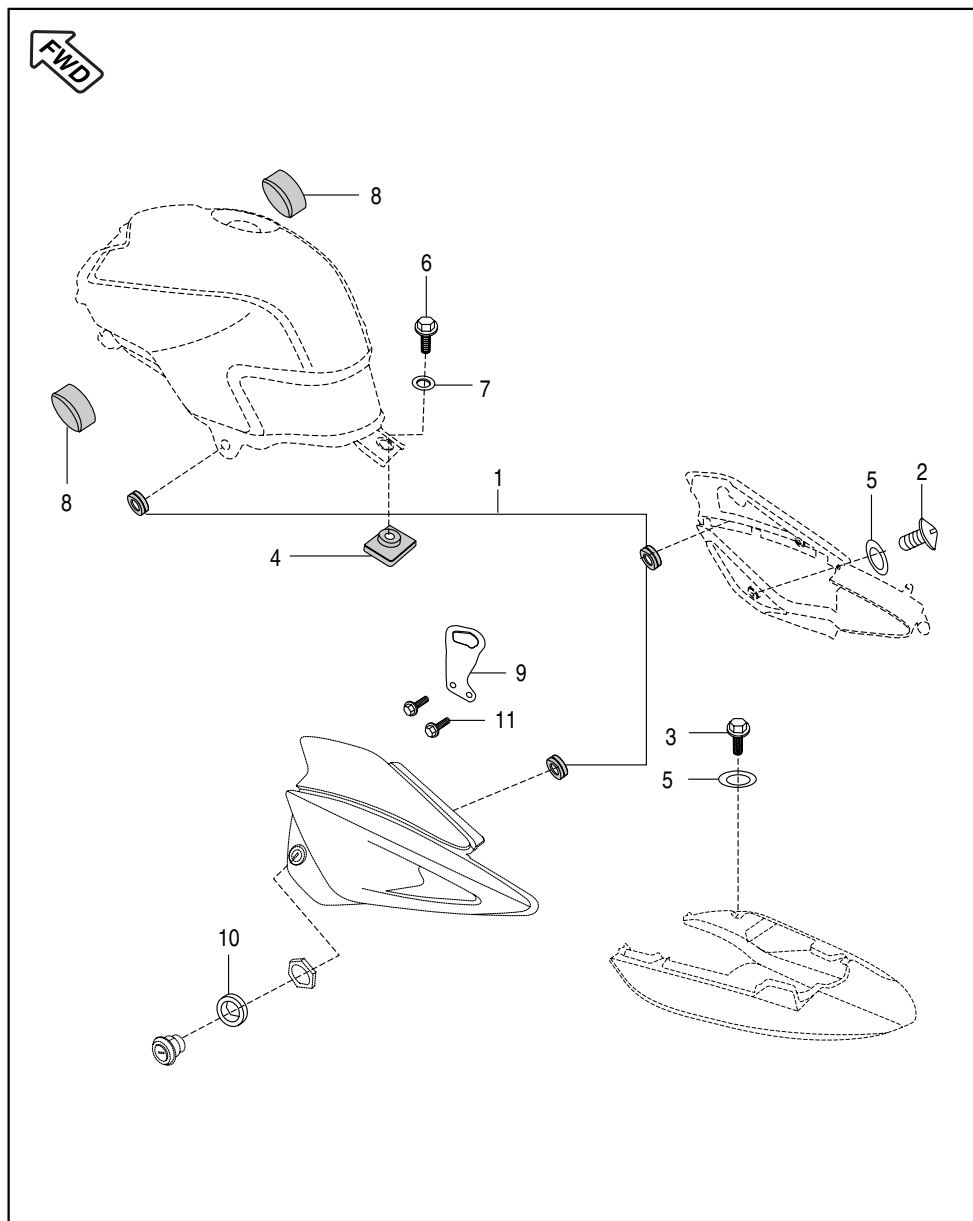
No.	Part No.	Description	Qty.	Remarks
1	JW 1710 14	Grommet Central Spoiler	3	
2	JW 1710 15	Collar Spoiler	3	
3	JD 1710 16	Round Head Screw	1	
4	JW 1710 07	Dual lock Tape 15x20	4	
5	JD 1710 18	Dual Lock Tape 10x20	8	
6	JW 1710 16	Screw	2	For Fitting Central Spoiler
7	59 0200 01	Screw	8	For Flap LH/RH Fitment on Central Spoiler
8	JC 1410 17	Grommet Tank Cover	2	N.I.
9	JW 1710 06	Clip Nut on Tank Bracket	2	N.I.

# Petrol Tank, Cap Tank and Gauge Fuel



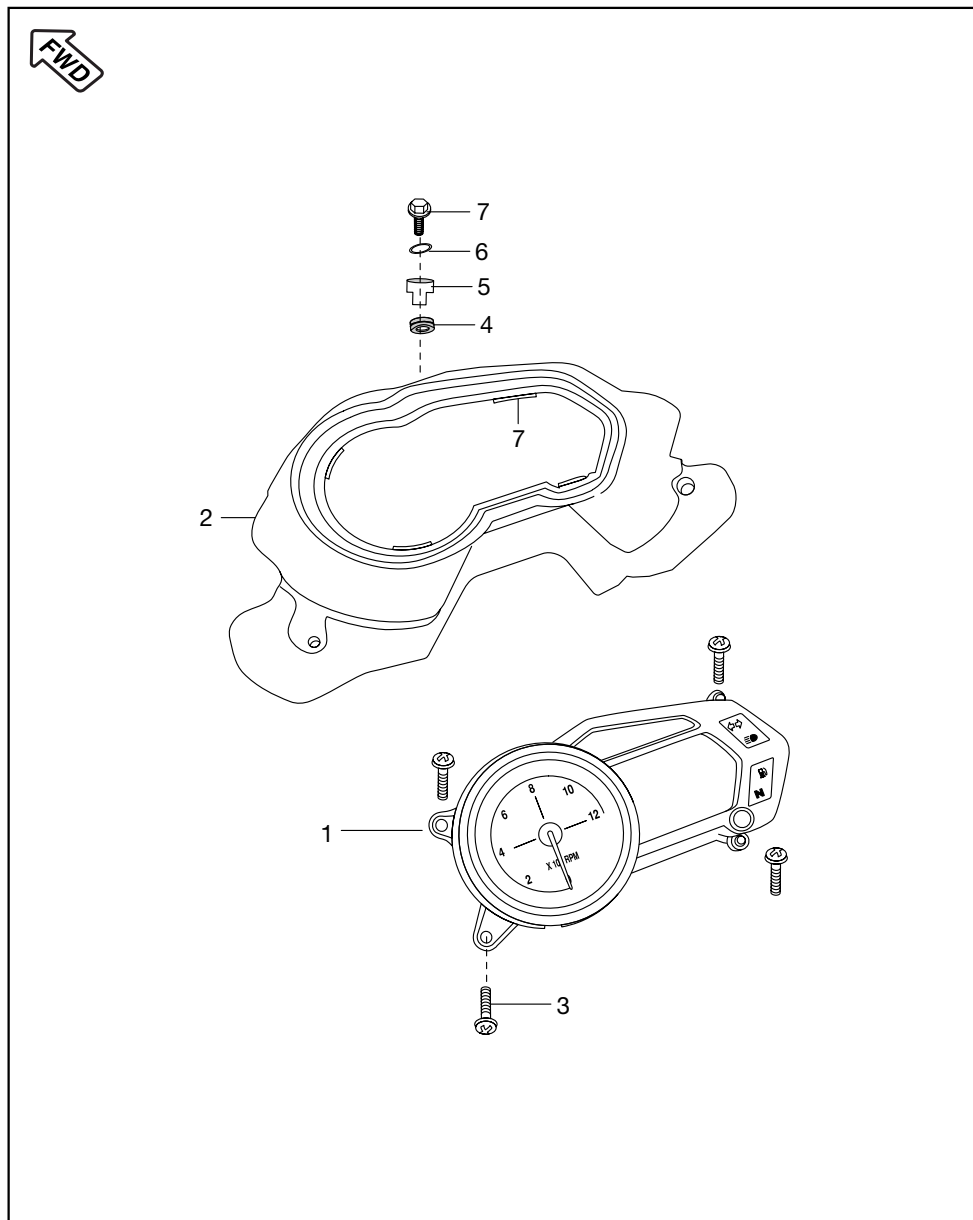
No.	Part No.	Description	Qty.	Remarks
1	JD 1716 00	Cap Assly. Tank	1	
2	39 2381 04	Screw Pan Cross	6	
3	JD 1710 30	Fuel Tap Assly	1	
4	JW 2326 01	3 In 1 Lock Set with Key	1	
5	30 1410 39	Packing	1	For Petrol Cock
6	DD 1410 22	Bolt Flanged	2	For Petrol Cock
7	39 0740 11	Washer (Non-Metallic)	2	For Petrol Cock
8	JD 4026 01	Fuel Gauge - Tank Unit (TFR)	1	
8A	39 2758 21	'O' Ring	1	For Tank Unit
9	JD 1710 38	Seat Tape	1	Pasted on Tank
10	39 2484 15	Flanged Nut	4	
11	JD 1718 00	Tube Fuel	1	Cock to Carburettor
12	33 1410 08	Pipe Clip	2	
13	DK 1410 15	Tank Pad		
14	JW 1710 26	Drain Pipe	1	N.I.
15	DJ 1410 02	Clamp Drain Pipe	1	N.I.

Fittings - Petrol Tank, Side Covers & Cover Seat



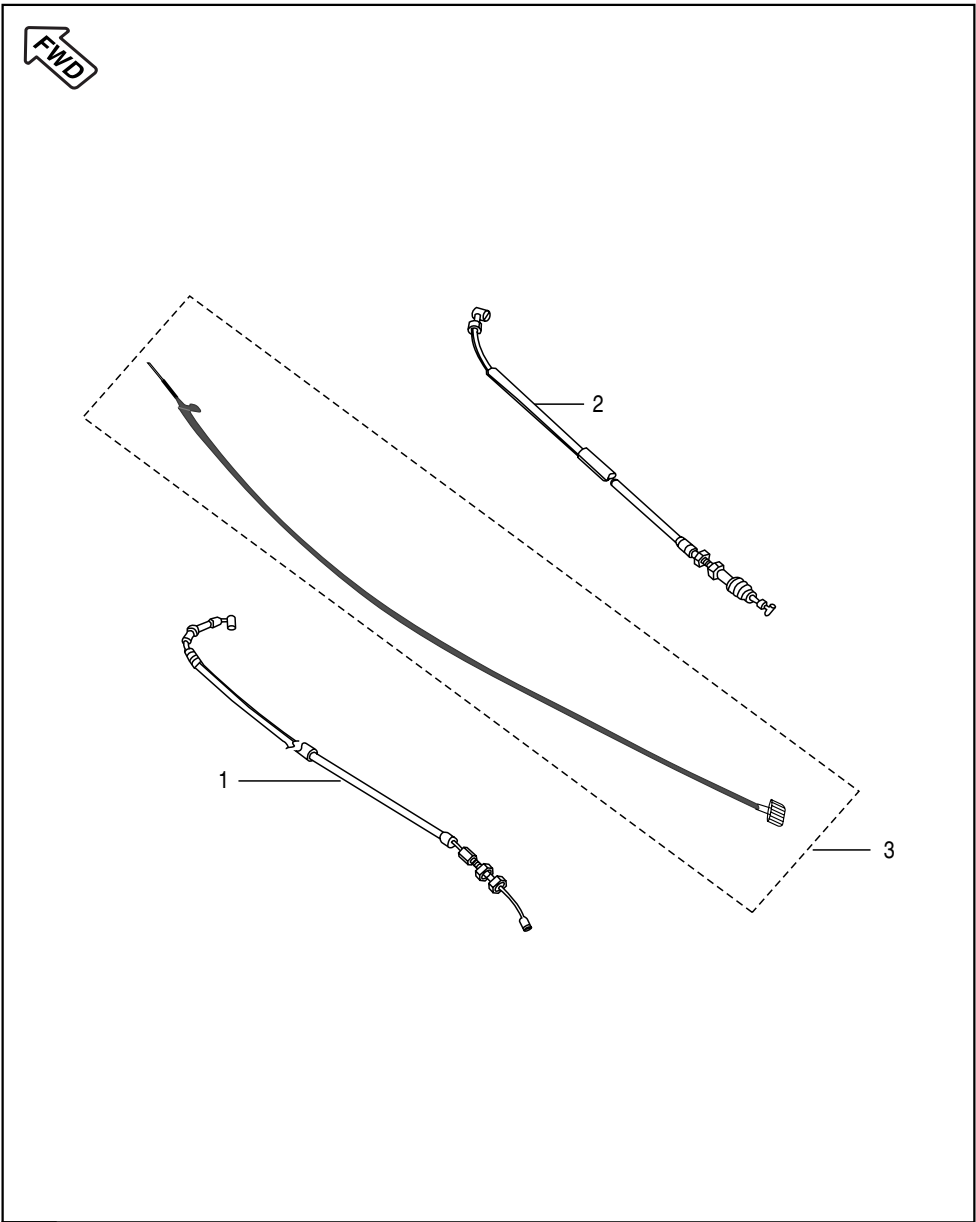
No.	Part No.	Description	Qty.	Remarks
1	36 JE00 09	Grommet Kit for Side Cover	1	Refer Page No.106
2	DG 1611 21	Screw	1	
3	39 1943 04	Flanged Bolt	2	Seat Cowl Mounting
4	JW 1710 17	Damper Rear	1	For Tank
5	39 1789 24	Washer Nylon	3	
6	JW 1110 25	Socket Head Bolt	1	
7	39 1054 11	Plain Washer	1	
8	DJ 1410 08	Damper Front	2	For Tank Mounting
9	JD 1110 12	Bracket Side Cover Lock	1	
10	DL 1610 15	Grommet Seat Cowl	2	
11	39 2754 04	Hex Head Bolt	2	For Side Cover Bracket Mounting

## Meter Assembly



No.	Part No.	Description	Qty.	Remarks
1	JD 4024 00	Speedometer Assembly With Pig Tail	1	Upto-MD2JDJDZZSCJ04313
	JD 4024 01	Speedometer Assembly	1	From-MD2JDJDZZSCJ04314
2	JD 1812 11	Flap Cowling	1	
3	39 1778 02	Screw	4	
4	JC 1410 15	Grommet	3	
5	JC 1410 16	Collar	3	
6	39 0711 11	Washer	3	
7	DJ 1810 77	Special Bolt	3	

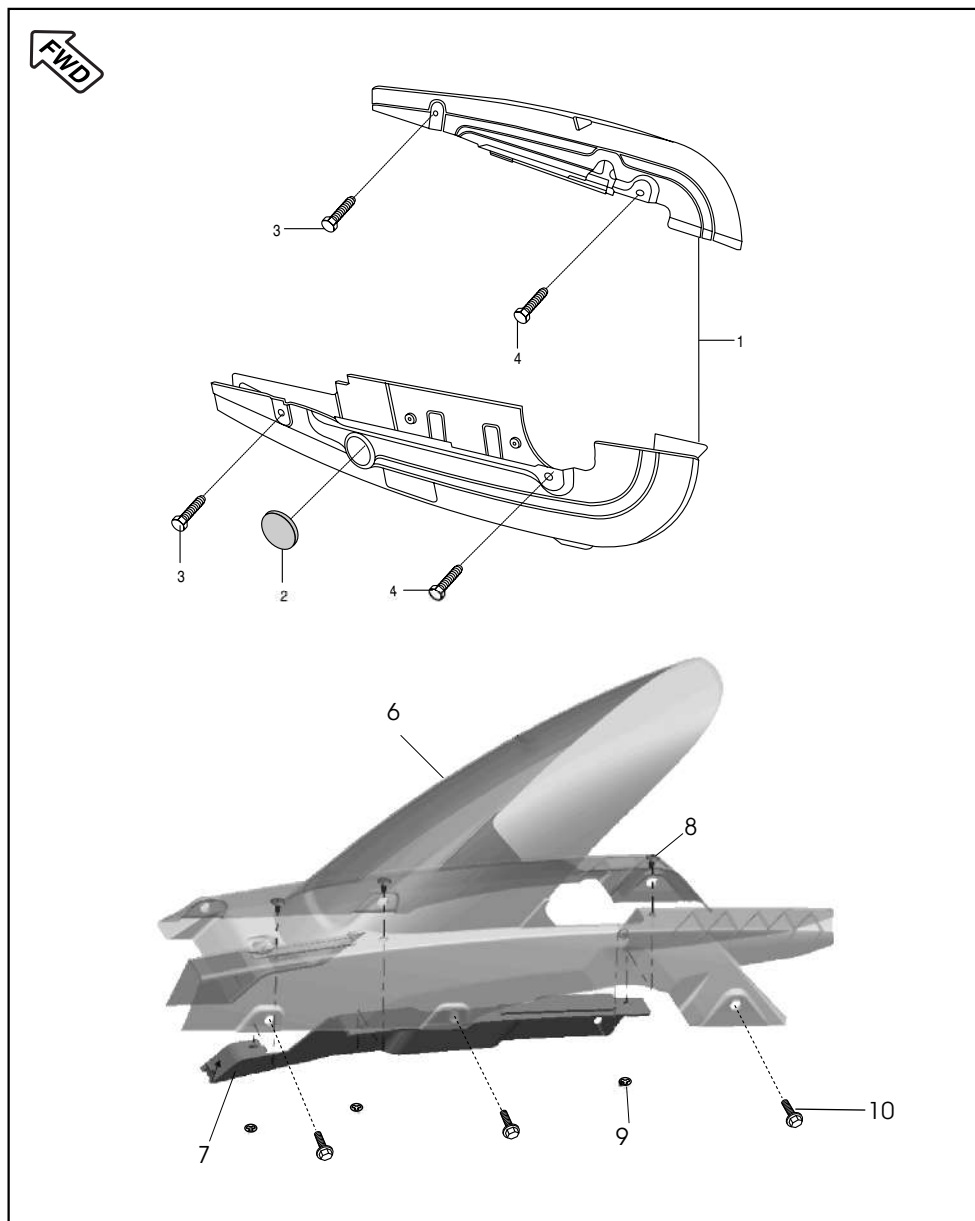
Control Cables



No.	Part No.	Description	Qty.	Remarks
1	JD 1612 00	Cable Accelerator	1	
2	JD 1612 01	Cable Clutch	1	
3	DJ 2011 83	Speedometer Sensor	1	

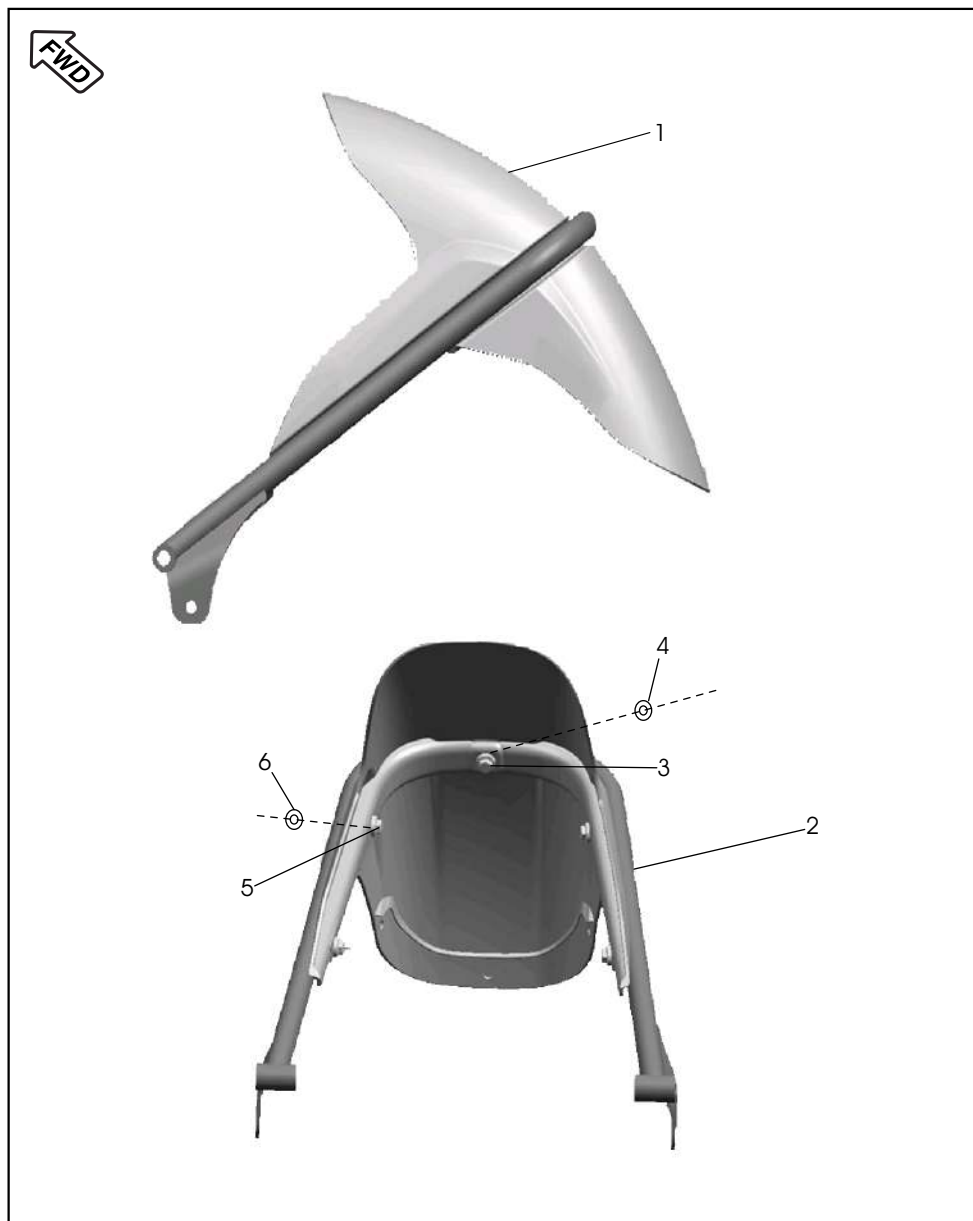


## Chain Case

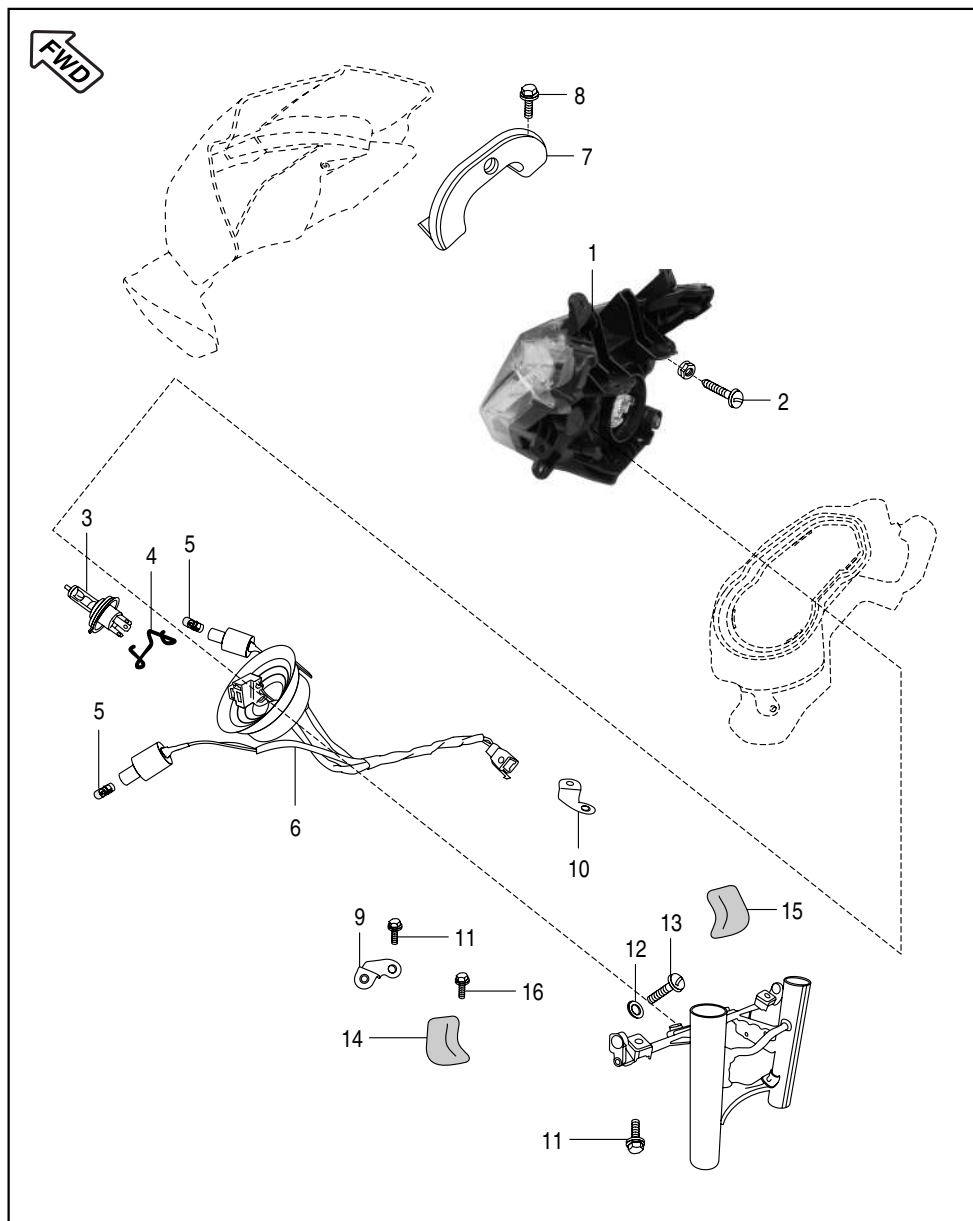


No.	Part No.	Description	Qty.	Remarks
1	52 JD00 25	Chain Case Assembly Kit	1	Refer Page No.  Front & Rear Side Mtg.
2	15 1610 69	Rubber Cap	1	
3	JB 1812 39	Bolt	2	
4	JB 1812 20	Flange Bolt 62L	2	
5	JB 1812 21	Flange Bolt 50L	1	
6	JD 1812 33	Chain Cover	1	
7	JD 1812 32	Cover Chain Inner	1	
8	JD 1812 34	Plastic Nail	3	
9	01 1605 08	Lock Washer	3	
10	DS 1612 24	Bolt Stepped with Flange	7	

# Cover Mud Rear



No.	Part No.	Description	Qty.	Remarks
1	JD 1814 08	Cover Mud Rear	1	
2	JD 1810 07	Tube Rear Hugger MTG	1	
3	39 2060 04	Bolt Flange M5	1	
4	39 1765 11	Washer Plain	1	
5	39 1680 04	Flange Bolt M6	4	
6	39 0219 11	Washer Plain	4	

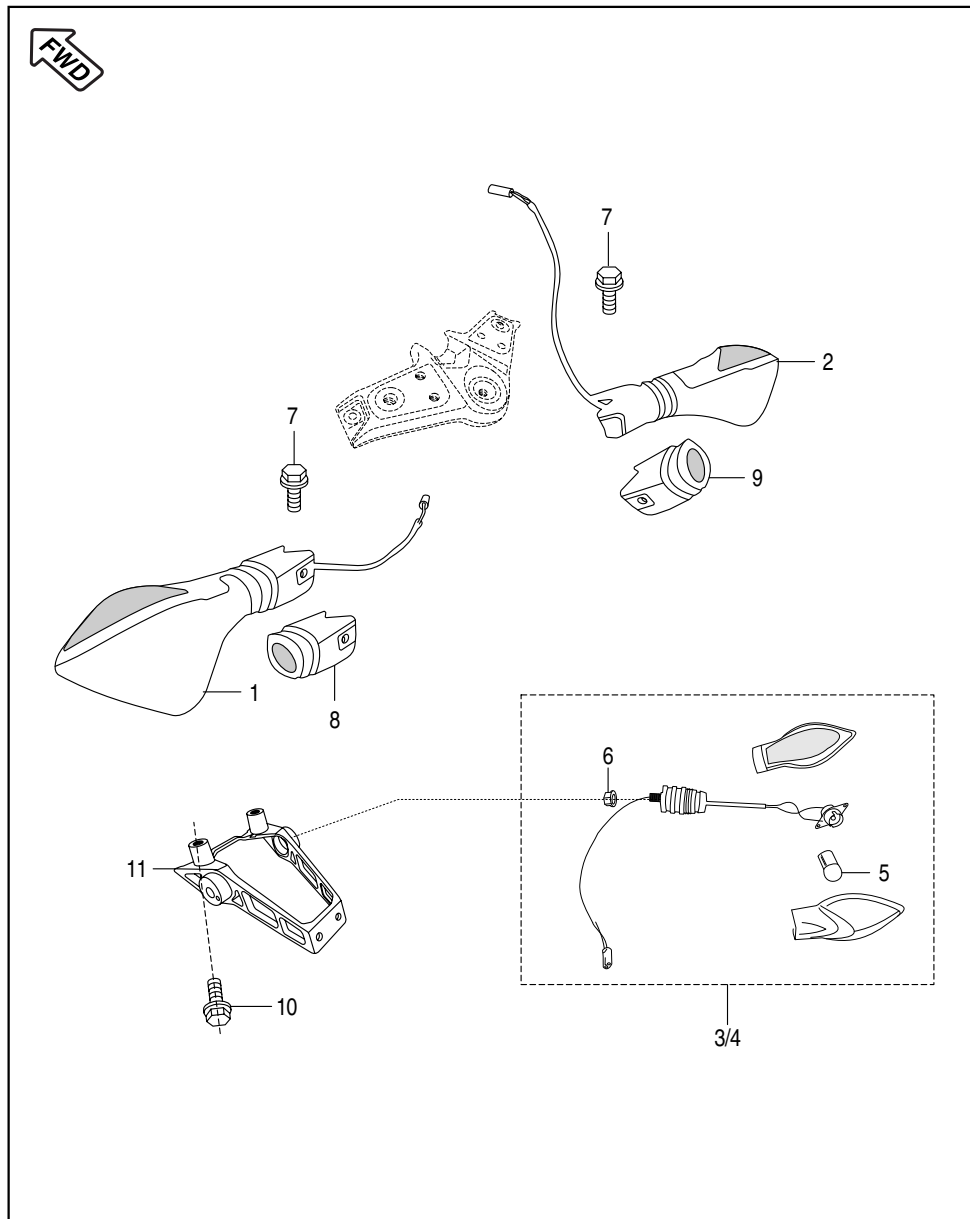


**FWD** Front Wheel Direction

## Head Lamp & Fairing

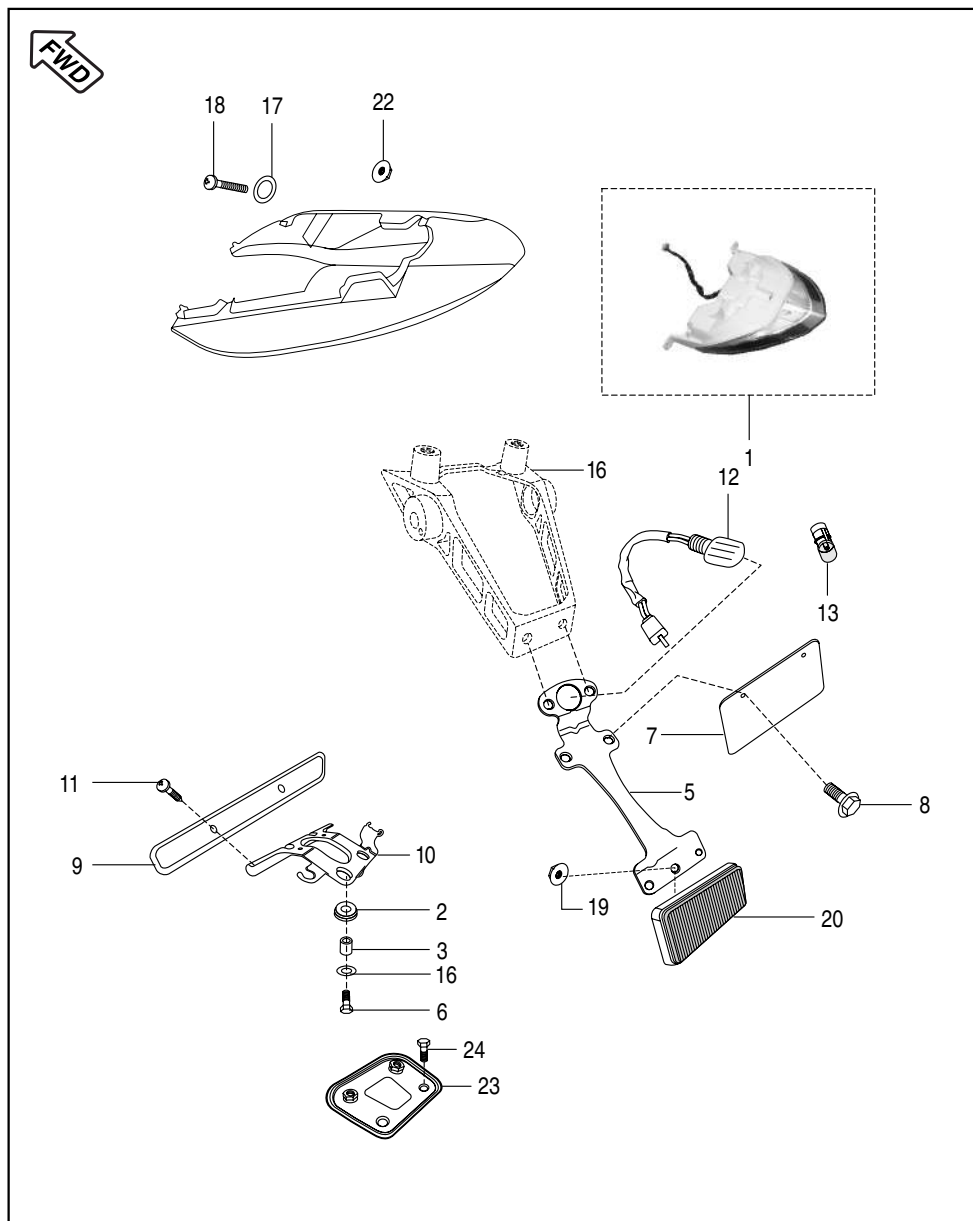
No.	Part No.	Description	Qty.	Remarks
1	JD 4010 24	Head Lamp Assembly	1	Without Bulb
2	39 1778 02	Screw Tapping	6	For Head Lamp
3	CL 2010 23	Lamp 12V 35/35W-HS1	1	
4	DS 2010 36	Head Lamp Bulb Clip	1	
5	DJ 2010 72	Lamp 12V 5W	2	Pilot Lamp
6	JD 4010 25	Head Lamp Harness Branch	1	
7	JD 1812 21	Bracket Speedo Cover Mtg	1	
8	39 2208 04	Bolt Flange Bracket Speedo	2	
9	JD 1510 38	Bracket H/L Mtg Lower RH	1	
10	JD 1510 37	Bracket H/L Mtg Lower LH	1	
11	39 1553 04	Bolt Flange M-6	4	
12	39 1765 11	Washer	2	For Bracket Cowling Mounting
13	39 1844 01	Screw M-5	2	
14	JD 1812 28	Cover Harness LH	1	
15	JD 1812 29	Cover Harness RH	1	
16	39 1943 04	Bolt Flange	2	For Cover Harness Side
17	39 1778 02	Screw	4	For Cowling LH / RH
18	35 1610 60	Nut Clip	2	For Cowling LH / RH
19	01 1605 08	Lock Washer	2	For Wind Shield

## Indicator Light Assembly



No.	Part No.	Description	Qty.	Remarks
1	JD 4010 05	Indicator Assembly Front LH	1	
2	JD 4010 06	Indicator Assembly Front RH	1	
3	JD 4010 03	Indicator Assembly Rear LH	1	
4	JD 4010 04	Indicator Assembly Rear RH	1	
5	GH 2010 12	Lamp 12 V - 10W	4	N.I.
6	39 1225 15	Hex Nut with Flange	2	For Mounting Blinker
7	39 1913 04	Bolt Flange	2	For Blinker Mounting Bracket
8	JD 1510 23	Bracket Front Blinker Mounting LH	1	
9	JD 1510 24	Bracket Front Blinker Mounting RH	1	
10	DG 1810 58	Socket Head Bolt	2	Bracket Mounting
11	JD 1138 01	Bracket Rear Blinker Mounting	1	

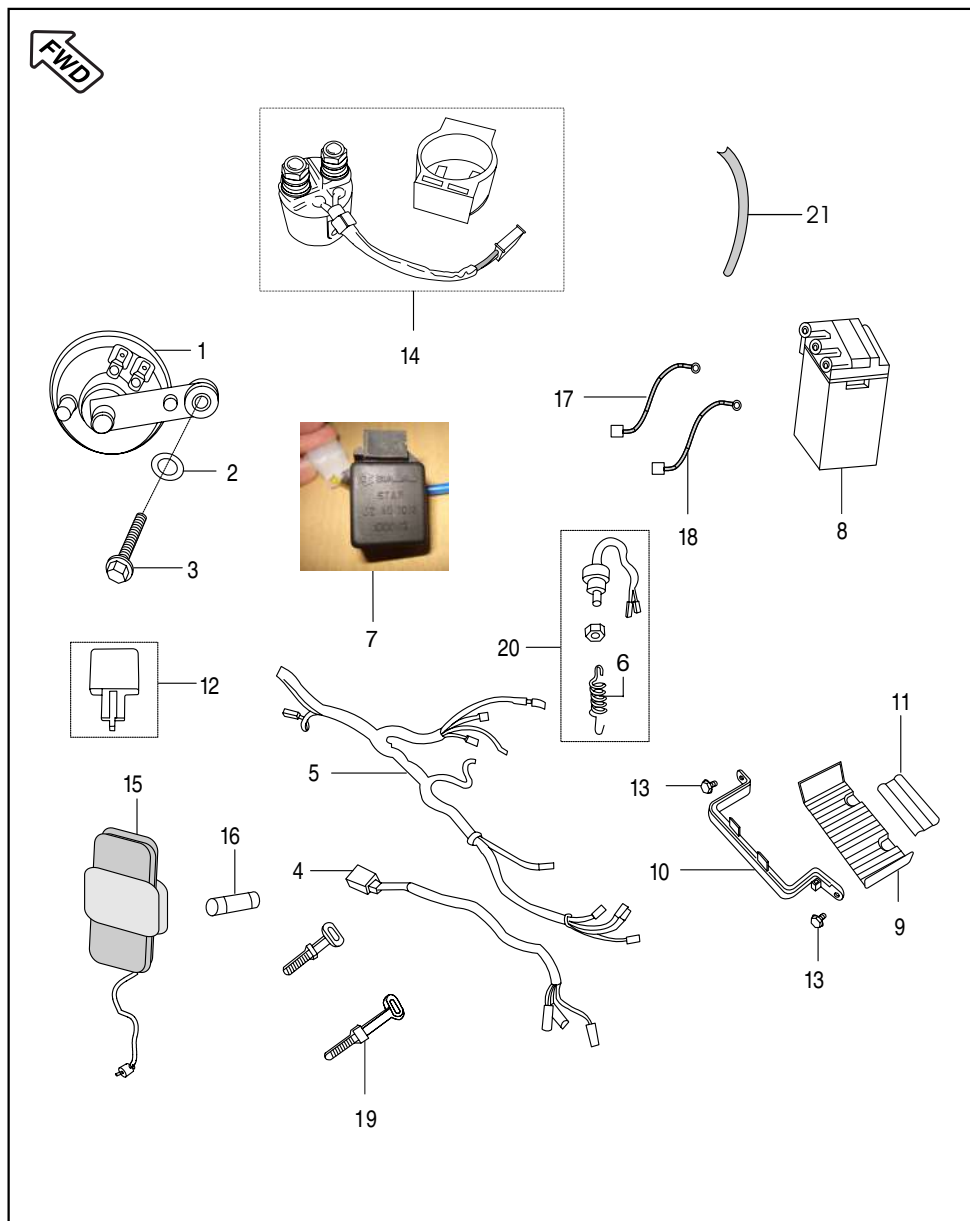
Tail Lamp Assly / Front Number Plate



**FWD** Front Wheel Direction

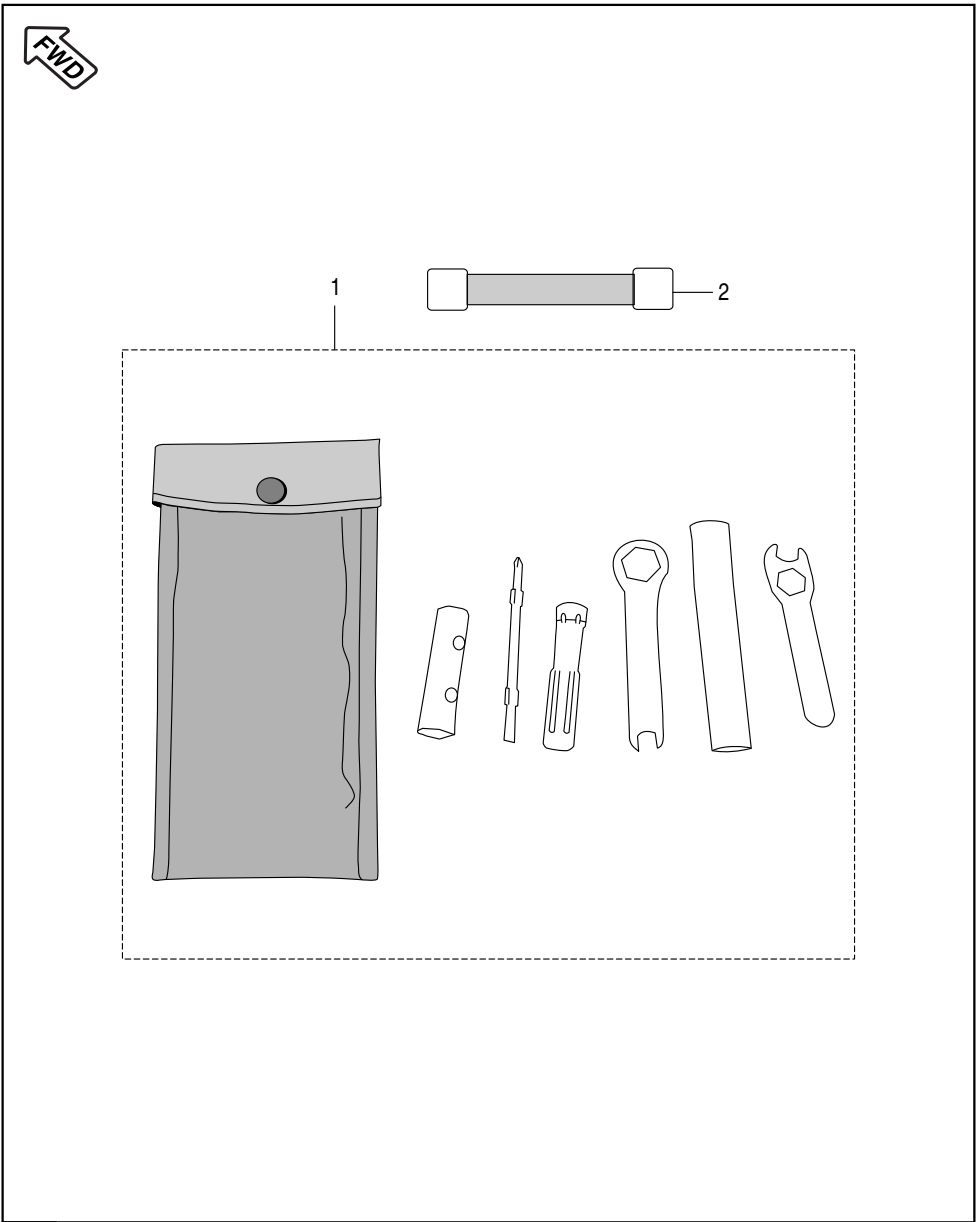
No.	Part No.	Description	Qty.	Remarks
1	JD 4010 08	LED Tail Lamp	1	
2	DD 2010 11	Damper	2	For Front No. Plate
3	DJ 1810 83	Collar	2	For Front No. Plate
4	39 2124 15	Flange Nut	1	Reflector Mounting
5	JD 1138 00	Bracket Rear No. Plate	1	For Front No. Plate Mounting
6	39 1553 04	Bolt Flange	2	For Front No. Plate
7	DP 1611 45	Number Plate Rear	1	
8	39 2476 04	Hex Flanged Bolt	2	For Rear No. Plate
9	DP 1611 44	Number Plate Front	1	
10	JD 2328 02	Front No. Plate Mounting Bracket	1	
11	39 1783 01	Truss Screw Front No. Plate	2	No. Plate Lamp
12	JD 4010 07	No. Plate Lamp with 2 Point Coupler	1	
13	DJ 2010 72	Bulb 12V/ 5W	1	Rear No. Plate Lamp
14	39 2179 24	Washer (Non Metallic)	4	For LED Tail Lamp
15	39 1523 01	Screw For LED Tail Lamp	4	
16	JD 1138 01	Bracket Rear Blinker Mounting	1	
17	JD 1138 02	Bracket Reflector Mounting	1	N.I.
18	DD 2010 02	Reflector Reflex	1	
19	39 1972 15	Nut for Reflex	1	
20	JW 4010 10	Cap Tail Camp	1	N.I.
22	DJ 1612 29	Clip Nut Tail Lamp	4	
23	JD 2328 01	Bracket Number Plate Mounting	1	
24	39 1943 04	Bolt	2	

## Electrical Equipments



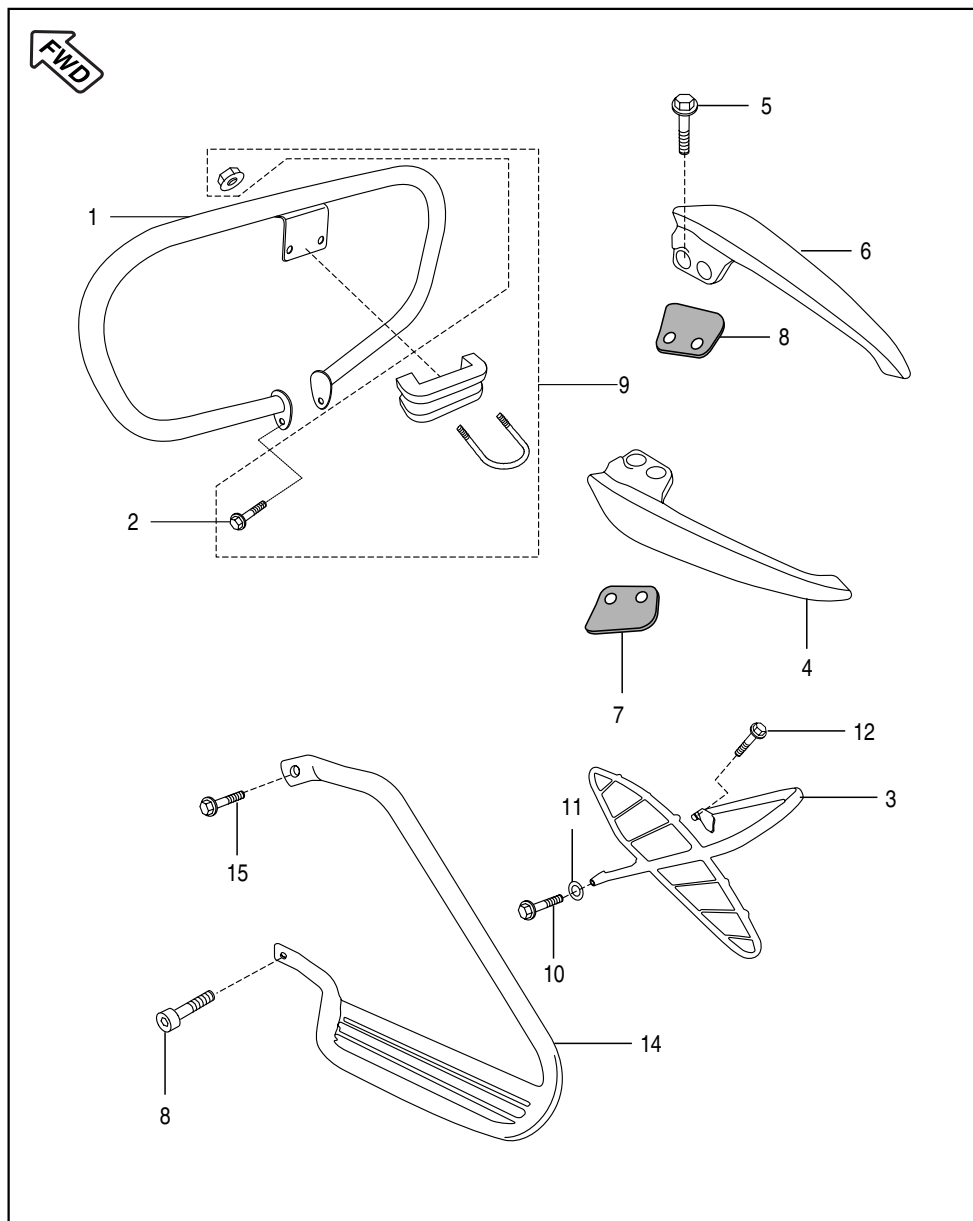
No.	Part No.	Description	Qty.	Remarks
1	DK 2010 37	Horn LH with Stay	1	Up to MD2JDJZZSCJ04313
	DK 2010 38	Horn RH with Stay	1	
2	39 1507 11	Plain Washer	1	
3	39 1956 04	Flange Bolt	1	
4	JD 4022 01	Wiring Harness Front	1	From MD2JDJZZSCJ04314
	JD 4022 14	Wiring Harness Front	1	
5	JD 4022 02	Wiring Harness Rear	1	N.S.
6	DH 1910 12	Spring Brake Switch	1	
7	JZ 4010 13	Head Lamp Control Unit	1	
8	DS 2010 81	Battery 5 AH	1	
	DS 2010 82	Battery MF Dry Charged 5AH	1	
9	JA 4018 00	Base Battery (ES)	1	
10	JA 4018 01	Band Battery (ES)	1	
11	JA 4018 05	Pad II	1	
12	DS 2010 25	Assly DC Flasher	1	With Grommet For Light Main Fuse
13	DS 1612 24	Bolt Flange	2	
14	JN 3516 04	Starter Relay	1	
15	30 2011 04	Fuse Box Assly.	2	
16	30 2010 85	Fuse	2	Light & Main Fuse
17	JA 4022 02	Cable Assly. (Earthing Cable)	1	
18	JW 4022 02	Cable Assly. Starter Relay to Motor	1	
19	30 1910 48	Band (Harness) (123 mm)	5	
20	DJ 2011 09	Rear Brake Switch	1	Length 123 mm
21	JD 4018 03	Adapter with 530 MM Vent Tube	1	

Tool Kit



No.	Part No.	Description	Qty.	Remarks
1	JD 2310 00	Tool Kit	1	For Reference Only

Accessories / Grab Handle



No.	Part No.	Description	Qty.	Remarks
1	JD 2312 01	Leg Guard	1	For Mounting Grab Handle
2	39 0798 15	Bolt Flange	2	
3	JD 2312 02	Saree Guard	1	
4	JD 2314 02	Grab Handle with Foam LH	1	
5	39 1946 04	Flange Bolt	4	
6	JD 2314 03	Grab Handle Foam RH	1	Saree Gaurd Mtg.
7	DJ 1610 79	Foam LH	1	
8	DJ 1610 80	Foam RH	1	
9	36 JW00 13	Kit Leg Guard	2	
10	39 1518 04	Hexagon Head Bolt	2	
11	39 1540 11	Plain Washer	2	Saree Gaurd Mtg.
12	39 1912 04	Bolt Flange	1	
13	39 2711 15	Nut Flange M-6	2	
14	JD 2312 03	Ladies Foot Rest	1	For ladies foot rest.
15	39 1849 04	Flange Bolt M-10	1	



## Kit List

Sr No	Kit Part No.	Kit Description	Consisting of Following Parts		
			Part No.	Description	Qty/Kit
1	36JE0001	Valve Repair Kit	39201719	Seat Valve Stem	2
			DG101029	Cotter Valve	2
			JD511205	Retainer Valve Spring	2
			JD511203	Seat Valve Spring	2
			JA511202	Spring Valve	2
2	36PA0002	Kit Guide Camchain	JW541012	Guide Camchain (Slack Side)	1
			JA521002	Guide Camchain (Tight Side)	1
3	36JE0002	Piston Ring Set	JE521202	Ring Piston Top	1
			JE521203	Ring Piston Second	1
			JE521204	Ring Piston Oil	1
4	36DU1007	Boss Kick Set	30101233	Boss Kit	1
			30101234	Spring	1
			30101236	Ball Steel	1
			30101235	Pin	1
			39085517	E - Type Clip	1
5	36JE0007	Chain Sprocket Kit	DJ151086	Sprocket Hub (42T)	1
			JV551000	Sprocket Drive (14T)	1
			JD141000	Chain 118 Link - 420 Series	1
6	36JW0014	Starter Clutch Repair Kit	JA621411	Bush Spring Starter Clutch	5
			DH101163	Roller Clutch	5
			JA621412	Spring	5
			DJ101109	Bush For Spring Starter Clutch	5
7	36JE0004	Set Primary Drive & Driven	JE551402	Housing Compl Clutch	1
			JA531010	Gear Primary Drive	1
8	36DS1802	Bearing Cone Kit	DH181025	Bearing cone	1
			DH181026	Bearing race	1
			DH181024	Upper bearing race	1

## Kit List

Sr No	Kit Part No.	Kit Description	Consisting of Following Parts		
			Part No.	Description	Qty/Kit
9	36JE0009	Grommet Kit - Side Cover	DS141012	Grommet Side Cover Front	2
			DS161082	Grommet Side Cover Rear	2
10	52JD0025	Case Chain Kit	JD181213	Case Chain Upper Assly.	1
			JD181216	Case Chain Lower Assly.	1
			15161069	Cap Rubber	1
11	36JD0006	Jet Needle Hardware Kit	DP121056	Holder for Jet Needle	1
			JE581217	E - Type Clip	1
			PP121052	Washer - Jet Needle	1
			JE581216	Spring Jet Needle	1
12	36JD0005	Carb. Gasket- 'O' Ring Kit	DP121069	Gasket Float Chamber	1
			DH121018	Top Gasket	1
			JE581209	'O' - Ring	3
			JE581207	'O' - Ring 24x26 (eng Side)	1
			JE581215	'O' Ring Auto Chock	1
13	Dk121041	Idling Screw Kit	Je581210	Screw Idling Adjuster	1
			JE581211	Spring	1
	36JD0004	Vaccum Piston Kit	JE521212	Vaccum Piston Complete	1
			JE581213	Diaphram	1
			JE581214	Spring	1
14	36JD0001	Jet Kit	JE581201	Jet Needle	1
			JE581202	Needle Jet	1
			JE581203	Holder Needle Jet	1
			JE581204	Jet Main	1
			JE581201	Jet Pilot	1
15	36JD0002	VC Screw Kit	JE581206	Screw Adjuster VC	1
			JE581207	'O' - Ring Head	1
			JE581206	Spring Screw VC	1
			24121063	Plain Washer	1
			JE581209	'O' - Ring (at tip)	1

Sr No	Kit Part No.	Kit Description	Consisting of Following Parts		
			Part No.	Description	Qty/Kit
16	36JE0012	Kit Cyl. Block / Piston Assly.	JE521000 JE521200	Cylinder Block with Damper Piston Assly.	1 1
17	36JE0013	Kit Cyl. Head Black Sprint	JE511001 31101064 JA511028	Cylinder Head Complete Plug Stud M8 X 1.25 X 45 L	1 1 2
18	36JE0014	Kit Chain Sprocket 'O' Ring Type.	DJ151086 JD141001 JV551000	Sprocket 43 T - 4 Rubber Drive Chain 'O' Ring Sprocket Output	1 1 1
19	36JZ0011	Kit Crankcase + Brg + Bush Magnet	JE541001 JA541005 JA541036 39256220 JA541005	Crankcase Magneto Side Bush Bendix Plug (Oil Control) Bearing Needle Roller- 13x19x12 Nozzle Oil Jet	1 1 1 1 1
20	36JZ0009	Kit Clutch + BRG + Bush Crankcase	JA541003 59200036 DU101085 31101064 JA541015	Carnkcase Clutch Side Bearing Ball 6203 HN3 C3 Bushing Plug Stud Inhibitor Mounting	1 1 1 1 1
21	36JZ0015	Kit Cover Magneto	JZ541210 JA541005 JE541212	Cover Magneto Bush Bendix Decal magneto Cover	1 1 1
22	36JZ0013	Kit Cover Clutch Comp.	JZ541213 31101064 JE541211	Cover Clutch Plug Decal Clutch Cover	1 2 1

[illegible]



## Parts Index

Part Number	Figure No.	Page No.	Part Number	Figure No.	Page No.
01160508	9	92	31201081	5	22
01160508	19	96	33141008	12	84
14151033	23	24	35161060	18	96
14151033	15	28	36314002	5	48
15161069	2	92	36DH1902	15	62
22150241	4	30	36DK0009	10	36
22150451	14	52	36Dk0013	13	52
30101142	4	24	36DK0017	7	70
30101195	11	26	36DK0018	8	70
30141039	5	84	36Ds1802	4	48
30151005	21	68	36DS1802	10	76
30151011	19	66	36DU1007	3	30
30151033	1	60	36DZ0020	2	76
30151038	20	66	36JD0001	3	32
30151069	16	66	36JD0002	2	32
30151075	13	66	36JD0004	17	32
30151096	14	70	36JD0005	18	32
30151105	17	66	36JD0006	22	32
30151118	18	60	36JE0001	6	6
30181011	2	48	36JE0002	3	10
30181025	4	76	36JE0003	6	8
30181026	3	76	36JE0004	7	12
30181029	20	76	36JE0004	16	28
30191017	10	72	36JE0005	4	28
30191048	19	102	36JE0009	1	86
30201085	16	102	36JE0012	5	10
30201104	15	102	36JE0013	1	4
31101173	3	12	36JE0014	29	68

## Parts Index

Part Number	Figure No.	Page No.	Part Number	Figure No.	Page No.
36JW0013	9	106	39080708	13	70
36JW0014	6	40	39080808	18	18
36JZ0009	2	20	39081715	8	18
36JZ0011	1	22	39084001	10	60
36JZ0013	1	24	39090012	9	60
36JZ0015	1	26	39098717	3	14
39021111	11	54	39099206	2	16
39021911	6	94	39099206	4	38
39024011	13	28	39099311	5	30
39024211	7	54	39099906	6	20
39029215	14	50	39099906	12	22
39032615	6	54	39099906	24	24
39042215	9	56	39100006	2	10
39045411	9	50	39104119	3	24
39055302	8	50	39105411	7	86
39059417	12	8	39106504	2	26
39069415	12	70	39118011	27	74
39071111	6	88	39118101	12	76
39072211	19A	66	39122515	6	98
39073817	6	30	39128215	15	52
39074011	7	84	39128321	8	4
39074601	4	42	39128321	12	4
39074701	9	22	39150711	2	102
39078912	11	70	39151804	10	106
39079415	9	66	39152301	15	100
39079708	3	56	39154011	11	106
39079815	2	106	39155304	11	96
39080115	3	66	39155304	6	100

## Parts Index

Part Number	Figure No.	Page No.	Part Number	Figure No.	Page No.
39167121	20	24	39194304	24	100
39167304	22	24	39194604	5	106
39167304	10	40	39195604	3	102
39167504	3	42	39196404	14	20
39167704	19	34	39197015	2	46
39168004	5	94	39197215	19	100
39171519	4	22	39198104	23	14
39175904	17	22	39199819	17	18
39176511	4	94	39199819	4	70
39176511	12	96	39201719	7	6
39177304	17	34	39206004	19	54
39177802	3	88	39206004	3	94
39177802	2	96	39212104	7	62
39177802	17	96	39212415	4	100
39178301	11	100	39217924	14	100
39178924	5	86	39219019	7	22
39184401	13	96	39219804	4	8
39184904	15	106	39220011	12	28
39190204	5	44	39220804	8	96
39191204	13	54	39224020	6	66
39191204	12	106	39231204	3	46
39191304	7	98	39238104	2	84
39194304	12	42	39240817	12	30
39194304	12	54	39242001	8	54
39194304	19	72	39242704	16	72
39194304	22	78	39244704	23	68
39194304	3	86	39245304	19	18
39194304	16	96	39247604	8	100

## Parts Index

Part Number	Figure No.	Page No.	Part Number	Figure No.	Page No.
39248415	10	84	59040050	8	2
39249211	8	36	59110008	2B	12
39249804	4	46	59120003	2A	12
39256220	2	22	59150014	1	12
39260011	3	28	59200036	3	20
39260801	10	4	59200036	3	22
39262921	11	4	59210019	8	60
39266921	13	8	59210023	14	22
39268620	12	66	59210024	20	14
39268720	15	66	CB101114	2	36
39268820	2	60	CF111019	8	42
39270411	7	18	CL201023	3	96
39271115	13	106	CS101128	9	8
39272315	6	46	DD101097	13	30
39272612	6	50	DD111011	10A	42
39275404	13	34	DD111012	11	42
39275404	7	36	DD111018	8	42
39275404	11	86	DD111048	9	42
39275821	8A	84	DD121181	19	24
52JA0023	1	38	DD141022	6	84
52JA0027	9	20	DD161071	11	36
52JD0025	1	92	DD191147	11	72
52JD0061	2	80	DD201002	18	100
52JD0062	3	80	DD201011	2	100
52JD0067	6	80	DE151006	3	60
59020001	7	82	DE151008	5	60
59040014	15	42	DE151012	4	60
59040038	2	2	DE151033	12	64

## Parts Index

Part Number	Figure No.	Page No.	Part Number	Figure No.	Page No.
DE151034	13	64	DH101781	2	40
DE151035	14	64	DH101784	6	22
DE151036	15	64	DH111013	11A	42
DE151046	4	64	DH111015	9	42
DE151047	5	64	DH121038	10	34
DE151048	3	64	DH121059	6	32
DE191010	5	62	DH121063	5	32
DE191011	4	62	DH121063	16	32
DE191028	14	62	DH121064	21	32
DE191029	13	62	DH151029	10	70
DE191033	6	62	DH161053	11	52
DF161102	8	56	DH161056	16	52
DG101029	3	6	DH161145	5	56
DG101418	7	24	DH161146	11	56
DG121002	8	34	DH161157	7	52
DG161121	2	86	DH161239	4	56
DG161124	10	56	DH161240	7	56
DG181008	3	54	DH161309	13	56
DG181008	4	72	DH181014	3	48
DG181058	10	98	DH181022	15	72
DH101048	5	8	DH181023	8	48
DH101301	12	36	DH191007	12	72
DH101380	8	20	DH191008	13	72
DH101387	4	8	DH191012	6	102
DH101392	7	8	DH191017	24	74
DH101395	5	36	DJ141002	15	84
DH101509	16	18	DJ141008	8	86
DH101648	14	28	DJ151031	7	76

## Parts Index

Part Number	Figure No.	Page No.	Part Number	Figure No.	Page No.
DJ151036	12	50	DJ191023	1	62
DJ151037	13	50	DJ191029	8	62
DJ151047	15	50	DJ191030	9	62
DJ151072	7	64	DJ191031	10	62
DJ151073	8	64	DJ191054	7	72
DJ151074	9	64	DJ191055	8	72
DJ151075	10	64	DJ191056	11	62
DJ151086	28	68	DJ191057	3	62
DJ151088	14	66	DJ201072	5	96
DJ151092	18	66	DJ201072	13	100
DJ151094	6	60	DJ201108	16	62
DJ161069	5	54	DJ201109	12	62
DJ161079	7	106	DJ201109	20	102
DJ161080	8	106	DJ201183	3	90
DJ161091	2	54	DJ201195	21	74
DJ161122	12	52	DK101314	9	36
DJ161128	3	52	DK121041	4	32
DJ161129	4	52	DK141015	13	84
DJ161229	22	100	DK181031	20	72
DJ171033	27	68	DK181058	26	74
DJ181029	25	78	DK201037	1	102
DJ181052	26	78	DK201038	1	102
DJ181064	24	78	DK211007	6	44
DJ181077	10	44	DK211008	4	44
DJ181077	7	88	DL161015	14	54
DJ181083	3	100	DL161015	10	86
DJ181085	27	78	DL191014	9	72
DJ181104	6	76	DM181010	13	76

## Parts Index

Part Number	Figure No.	Page No.	Part Number	Figure No.	Page No.
DP101107	5	28	DS181015	8	76
DP101111	6	28	DS181016	9	76
DP101114	17	28	DS191052	14	72
DP101116	11	28	DS191052	17	72
DP101165	4	10	DS201025	12	102
DP101198	7	4	DS201036	4	96
DP121067	7	32	DS201081	8	102
DP151018	2	30	DS211005	2	44
DP151018	2	64	DU101085	7	20
DP161144	9	100	DU101213	22	14
DP161145	7	100	DX151022	11	66
DP171006	6	48	FD101078	3	38
DP171006	16	50	GH201012	5	98
DS101117	8	30	JA113011	14	56
DS101154	6	12	JA113201	2	56
DS101215	8	24	JA113402	7	46
DS101276	3	8	JA113403	1	46
DS109905	14	8	JA113404	5	46
DS121126	7	34	JA351600	7	40
DS151029	6	58	JA351602	11	40
DS151031	5	58	JA351606	8	40
DS151048	2	58	JA351608	12	40
DS151049	3	58	JA351609	13	40
DS151073	8	66	JA351618	14	40
DS151074	10	66	JA351619	16	40
DS161125	4	54	JA351624	15	40
DS161224	10	92	JA351626	9	40
DS161224	13	102	JA351627	11	40

## Parts Index

Part Number	Figure No.	Page No.	Part Number	Figure No.	Page No.
JA401800	9	102	JA541028	14	42
JA401801	10	102	JA541034	10	22
JA401805	11	102	JA541205	3	26
JA402202	17	102	JA541211	11	24
JA511008	4	2	JA541212	16	24
JA511011	6	2	JA541216	14	24
JA511011	9	34	JA541221	8	26
JA511028	2	4	JA541225	12	24
JA511029	7	2	JA541233	10	26
JA511216	2	8	JA541235	10	20
JA521017	8	8	JA541236	9	24
JA521018	10	8	JA541237	10	24
JA521019	11	8	JA551002	4	14
JA521019	18	34	JA551004	8	14
JA531012	8	12	JA551008	18	14
JA531015	9	12	JA551009	19	14
JA541005	8	22	JA551406	2	28
JA541005	9	26	JA551422	7	28
JA541010	5	20	JA561209	6	18
JA541011	4	20	JA581005	3	34
JA541012	13	20	JA581006	4	34
JA541014	12	20	JA581009	5	34
JA541016	2	38	JA581011	16	34
JA541018	5	38	JA581012	6	34
JA541019	13	22	JA581013	15	34
JA541020	18	22	JA581406	5	4
JA541021	15	22	JA591040	3	36
JA541027	11	22	JA621002	9	30

## Parts Index

Part Number	Figure No.	Page No.	Part Number	Figure No.	Page No.
JA621006	11	30	JD111012	11	34
JA621402	4	40	JD111012	9	86
JA621406	5	40	JD113002	1	52
JA621410	3	40	JD113003	2	52
JA621414	1	40	JD113013	3	52
JB111033	7	48	JD113014	9	52
JB122009	5	50	JD113015	4	52
JB122010	2B	50	JD113016	5	52
JB122011	2A	50	JD113017	6	52
JB122016	1	50	JD113019	7	52
JB131017	16	60	JD113024	8	52
JB131018	14	60	JD113025	10	52
JB131019	11	50	JD113026	1	52
JB131019	17	60	JD113027	2	52
JB151022	21	78	JD113031	5	52
JB181220	4	92	JD113032	6	52
JB181221	5	92	JD113200	6	56
JB181239	3	92	JD113201	12	56
JB401402	18	72	JD113400	8	46
JB402202	7	10	JD113800	5	100
JB511020	5	2	JD113801	11	98
JB531021	10	12	JD113801	16	100
JC141015	4	88	JD113802	17	100
JC141016	5	88	JD121002	17	76
JC141017	8	82	JD122002	10	50
JC191009	13	18	JD122003	3	50
JC191009	2	70	JD122004	9	70
JD111001	1	48	JD122009	4	50

## Parts Index

Part Number	Figure No.	Page No.	Part Number	Figure No.	Page No.
JD122013	7	50	JD151037	10	96
JD131002	1	58	JD151038	9	96
JD131002	13	60	JD151039	17	76
JD131210	5	66	JD161001	1	70
JD131212	25	68	JD161002	5	70
JD131213	24	68	JD161003	6	70
JD131601	22	68	JD161200	1	90
JD131808	2	62	JD161201	2	90
JD131809	15	54	JD171016	3	82
JD131810	12	60	JD171018	5	82
JD131811	11	60	JD171030	3	84
JD141001	2	66	JD171038	9	84
JD141003	1	66	JD171600	1	84
JD151000	1	76	JD171800	11	84
JD151003	14	76	JD181000	20	54
JD151004	15	76	JD181001	21	54
JD151006	23	78	JD181002	22	54
JD151015	1	72	JD181003	10	54
JD151016	3	72	JD181007	2	94
JD151017	2	72	JD181211	2	88
JD151023	8	98	JD181221	7	96
JD151024	9	98	JD181228	14	96
JD151026	5	76	JD181229	15	96
JD151028	19	76	JD181232	7	92
JD151029	11	76	JD181233	6	92
JD151032	28	74	JD181234	8	92
JD151034	22	74	JD181401	1	54
JD151035	23	74	JD181402	9	54



## Parts Index

Part Number	Figure No.	Page No.	Part Number	Figure No.	Page No.
JD181404	17	54	JD401003	3	98
JD181405	16	54	JD401004	4	98
JD181406	18	54	JD401005	1	98
JD181408	1	94	JD401006	2	98
JD191000	1	44	JD401007	12	100
JD191003	3	44	JD401008	1	100
JD191006	7	44	JD401024	1	96
JD191007	8	44	JD401025	6	96
JD191008	9	44	JD401803	21	102
JD231000	1	104	JD402201	4	102
JD231201	1	106	JD402202	5	102
JD231202	3	106	JD402214	4	102
JD231203	14	106	JD402400	1	88
JD231402	4	106	JD402401	1	88
JD231403	6	106	JD402601	8	84
JD231600	29	74	JD511004	9	4
JD231601	30	74	JD511006	1	2
JD232801	23	100	JD511008	3	4
JD232802	10	100	JD511010	3	2
JD233012	13	80	JD511201	4	6
JD233013	12	80	JD511202	5	6
JD233014	13	80	JD511207	2	6
JD233015	12	80	JD511209	1	6
JD233016	13	80	JD511211	1	8
JD233017	13	80	JD521002	1	10
JD233018	12	80	JD531004	11	12
JD233019	12	80	JD541000	12	12
JD351205	10B	42	JD551000	1	14

## Parts Index

Part Number	Figure No.	Page No.	Part Number	Figure No.	Page No.
JD551200	14	14	JD581202	12	32
JD551201	7	14	JD591026	4	36
JD551202	11	14	JD591056	1	36
JD551203	12	14	JD621001	7	30
JD551204	13	14	JD71034M	1	80
JD551205	6	14	JD71034R	1	80
JD551206	5	14	JD72024M	5	80
JD551207	2	14	JD72024R	5	80
JD551208	10	14	JD73014M	7	80
JD551209	17	14	JD73014R	7	80
JD551400	1	28	JD73024M	8	80
JD561001	1	16	JD73024R	8	80
JD561002	7	16	JD74014M	9	80
JD561004	5	16	JD74014R	9	80
JD561005	6	16	JD74024M	10	80
JD561006	4	16	JD74024R	10	80
JD561011	3	16	JD74034M	11	80
JD561203	4	18	JD74034R	11	80
JD561204	5	18	JD76014M	4	80
JD561411	9	18	JD76014R	4	80
JD561413	10	18	JE351002	1	42
JD561414	11	18	JE351200	7	42
JD561416	12	18	JE351203	5	42
JD561417	14	18	JE351204	6	42
JD561418	15	18	JE501000	1	20
JD581001	2	34	JE501001	1	20
JD581005	1	34	JE531000	4	12
JD581007	14	34	JE531001	5	12

## Parts Index

Part Number	Figure No.	Page No.	Part Number	Figure No.	Page No.
JE541008	14	30	JK121009	18	76
JE541207	5	26	JK161000	3	70
JE541209	13	24	JN131003	15	60
JE541210	6	26	JN131203	7	66
JE541211	2	24	JN131603	7	60
JE541212	12	26	JN131806	1	64
JE551400	18	28	JN351604	14	102
JE551401	6	24	JP351007	2	42
JE551403	8	28	JV541007	11	20
JE551404	9	28	JV541007	16	22
JE551405	10	28	JV541007	17	24
JE581000	12	34	JV541007	4	26
JE581200	1	32	JV541208	5	24
JE581215	11	32	JV551000	21	14
JE581218	20	32	JV551002	9	14
JE581219	19	32	JW111025	6	86
JE581220	8	32	JW113200	1	56
JE581221	10	32	JW131210	4	58
JE581222	9	32	JW131807	6	64
JE581223	14	32	JW131810	11	64
JE581224	15	32	JW171006	9	82
JE581225	13	32	JW171007	4	82
JE581400	4	4	JW171014	1	82
JE581401	6	4	JW171015	2	82
JE621200	1	30	JW171016	6	82
JF401400	5	72	JW171017	4	86
JF401401	6	72	JW171026	14	84
JK121007	16	76	JW232601	25	74

## Parts Index

Part Number	Figure No.	Page No.	Part Number	Figure No.	Page No.
JW232601	4	84			
JW351400	6	10			
JW401010	20	100			
JW402001	13	42			
JW402202	18	102			
JW541000	18	24			
JW561205	1	18			
JW561206	2	18			
JW561208	3	18			
JW591030	6	36			
JZ401013	7	102			
JZ541214	21	24			
JZ551204	16	14			
JZ551205	15	14			
JZ621000	10	30			
LAD00018	15	24			
LAD00018	7	26			
LDB00001	4	66			
LDB00002	26	68			